Why

Choose Koflex Corrugated Stainless Steel Tubing?

It's Easy.

Imagine installing an entire gas or water line system with just one connection at each end! No more mid-line connections, cuts, angles, and bulky fittings, just one clean line that gives you the freedom to make bends by hand wherever and whenever you need.

It's Fast.

This feature is perhaps the greatest advantage of using Koflex flexible corrugated stainless steel tubing. By eliminating all the countless steps of measuring, cutting, and connecting rigid 90° angles, you save valuable time with installation.

It's Durable.

Stainless steel 304 is strong, corrosion-resistant, and withstands natural wear and tear better over time than rigid piping alternatives. When it comes to the longevity of the material, there's no comparison to stainless steel.

It's Flexible.

Annular corrugations create superior flexibility complimenting the excellent strength of stainless steel.

It's Lightweight.

CSST ranging from 50 ft. to 150 ft. in length is efficiently coiled into a single roll that you can easily carry over your shoulder. You only need one trip from your car to the job site.



ORDERING INFORMATION

Global Pipe Manufacturer

KOFULSO® KOFLEX®

Tel +82-2-2679-1118 **Email** info@kofulso.co.kr

Fax +82-2-2062-5220 **Submit Order** sales@kofulso.co.kr

Address Factory: 23, Bodeum-ro, Seo-gu, Incheon, Republic of Korea (Zipcode: 22665)

Seoul Office: #1010, Kolon Digital Tower, 21, Yangpyeong-ro 22-gil,
Yeongdeungpo-gu, Seoul, Republic of Korea (Zipcode: 07205)

OUR LOCATIONS

KOFULSO, HeadQuarter
INCHEON, REPUBLIC OF KOREA

FLEXALL, 2nd FACTORY
NINGBO, CHINA

KOFLEX, 3rd FACTORY
CHONBURI, THAILAND

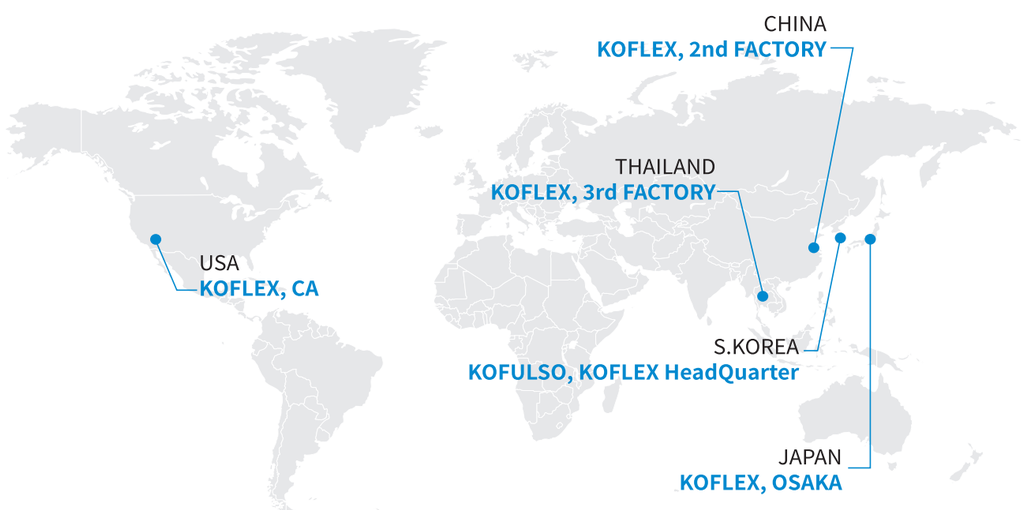

CONTENTS

05 ..... Gastop Gas Connectors
EFV • Gas Connectors • Gas Fittings • Gas Valves

57 ..... Commercial Gas Connectors
Food Service Gas Connectors • Countertop Gas Connectors
Stationary Gas Connectors

71 ..... BESTFLEX Gas Line System
Vectorflex Gas CSST Tubing • Accessories • Manifold

85 ..... QuickFLARE Gas CSST Fittings
Quickflare Brass Fittings • Full Port Ball Valves

91 ..... BESTFLOW Water Line System
Vectorflow Water CSST Tubing • Accessories • Manifold

99 ..... QuickSNAP Water CSST Fittings
Quicksnap Lead-Free Brass Fittings/Brass Fittings • Full Port Ball Valves

107 ..... Safeflow Braided Water Connectors
Braided Water Connectors • Safeflow Braided Water Connectors

121 ..... Supply Stop Valves
1/4 - Turn Ball Valves

127 ..... Water Heater Connectors
Water Heater Connectors • Copper Water Heater Connectors

141 ..... SOFT-urn Isolation Valves
Isolation Valve Kit • Lead-Free Isolation Valve Kit • Sediment Trap

147 ..... TANK ONE Expansion Tanks

151 ..... No Hub & Flexible Couplings



159 ..... Flexible Sprinkler Drops

Stainless Steel Flexible ***Gas Connectors***

Complete selection of flexible connectors for gas appliance applications.

Stainless Steel Flexible ***Gas Connectors***

Applications

Dryers / Boilers / Fireplaces / Space Heaters / Manufactured Homes / Tankless Water Heaters / Rooftop Units / Ranges / Ovens / BBQ Grills / Furnaces

Benefits

- Flexible to Reduce Labor Costs
- Interchangeable Fittings for Any Application
- Corrosion & Scaling Resistant
- Withstands 15 Applications of 90° Twists

Certifications & Approvals

- ANSI Z 21.24 / CSA 6.10 Gas Appliances
- ANSI Z 21.75 / CSA 6.27 Outdoor Gas Appliances & Manufactured Homes
- Commonwealth of Massachusetts Board of State Examiners
- City of New York-MEA #376-92-M

C US

Materials

Tubing	Stainless Steel 304 (ASTM A240)
Coating	Epoxy
Fitting	Zinc-Plated Steel S45C

Pressure-Temperature

Rated Operating Temperature	-40°F to 150°F (-40°C to 65°C)
Rated Pressure	0.5 psi

Product Testing

Strength Test	Withstands an internal hydrostatic pressure of 250 psi (17MPa) without bursting or leaking
Bending Test	Withstands 30 bends without leaking in depths of 2 inches or less of water
Torsion Test	Withstands 15 applications of 90° twists
Durability at High Temperature Test	Withstands up to 800°F
Strength of Fittings	Does not leak within a tightened torque of 1,040 inch-pounds

CERTIFICATIONS, APPROVALS, LISTINGS and COMPLIANCE

United States | CSA USA Standards Association

- ANSI Z 21.24 Connectors for Gas Appliances
- ANSI Z 21.75 Connectors for Outdoor Appliances and Manufactured Homes

Canada | CSA Canadian Standards Association

- CSA 6.10 Connectors for Gas Appliances
- CSA 6.27 Connectors for Outdoor Appliances and Manufactured Homes
- Meets the requirements of CSA B149.1 National Gas and Propane Installation Code

Connector Minimum Flow Capacity

Straight Length Capacity (BTU/Hr., 0.64 Sp Gr., 1,000 BTU per cubic ft. at 0.5 inch W.C. pressure drop)

Series	Nominal OD	Nominal ID	12"	18"	24"	30"	36"	48"	60"	72"
014	3/8"	1/4"	48,000	43,800	40,000	36,400	33,400	28,300	24,900	23,100
038	1/2"	3/8"	102,000	93,100	85,000	77,100	71,100	60,500	53,200	49,100
012	5/8"	1/2"	180,000	164,200	150,000	136,000	125,000	106,000	93,200	86,000
034	1"	3/4"	290,900	290,900	290,900	270,500	255,900	215,000	197,400	173,900

The above flow capacities are the minimum performance requirements per ANSI Z21.24 CSA 6.10 & ANSI Z21.75-CSA 6.27.
Koflex Gas Connectors exceed these minimum flow capacity requirements.

Stainless Steel Flexible ***Gas Connectors***

CSA INTERNATIONAL

Certificate of Compliance

Certificate: 1992377 Master Contract: 238420
Project: 1992377 Date Issued: 2008/02/19
Issued to: Kofulso Co., Ltd.
377-8 Gumgok-Dong, Seo-Gu
Incheon City,
South Korea

The products listed below are eligible to bear the CSA Mark shown with adjacent indicators 'C' and 'US'

C US

Issued by: Russell Dworzanik

Authorized by: Trevor Perera, Manager of Certification Services

Trevor Perera

PRODUCTS

CLASS 3303 86 - CONNECTORS (GAS) - Gas Appliances and - Manufactured Homes-Certified to US Standards
CLASS 3303 06 - CONNECTORS (GAS) - Outdoor Gas Appliances - and Manufactured Homes
CLASS 3303 85 - CONNECTORS (GAS) - For Moveable Appliances-Certified to U.S. Standards
CLASS 3303 05 - CONNECTORS (GAS) - For Moveable Appliances
CLASS 3303 81 - CONNECTORS (GAS) - Connectors For Gas Appliances-Certified to U.S. Standards
CLASS 3303 01 - CONNECTORS (GAS) - Connectors For Gas Appliances

The 'C' and 'US' indicators adjacent to the CSA Mark signify that the product has been evaluated to the applicable CSA and ANSI/UL Standards, for use in Canada and the U.S., respectively. This 'US' indicator indicates products eligible to bear the 'NRTL' indicator. NRTL, i.e. National Recognized Testing Laboratory, is a designation granted by the U.S. Occupational Safety and Health Administration (OSHA) to laboratories which have been recognized to perform certification to U.S. Standards.

Stainless Steel Flexible ***Gas Connectors***

Combining flexibility, durability, and functionality, Koflex gas appliance connectors are CSA design certified and 100% leak tested for the quality and security you demand. Available with safe-guard epoxy coating in yellow or black, or with uncoated stainless steel, plus with the largest variety of fittings, we have the gas connectors that will meet your needs.

Koflex Stainless Steel Gas Appliance Connectors

Koflex gas connectors are available to fit your residential gas appliances—whatever they may be. Corrosion resistant stainless steel 304 tubing and zinc-plated steel fittings are made with quality materials you can trust.

Koflex Yellow Coated Gas Appliance Connectors

Koflex Yellow Coated gas connectors offer the same features as the uncoated stainless steel version with safe-guard yellow epoxy coating for added durability. It provides extra protection from corrosion, chemical stains from common household products, and during plumbing repairs. Corrosion resistant stainless steel 304 tubing and zinc-plated steel fittings are quality materials you can trust.

Koflex Black Coated Gas Appliance Connectors

For gas hearth installations, Koflex Black Coated gas connectors with safe-guard black epoxy coating are durable and corrosion resistant. Safe-guard protects better against common wear and tear, including chemical stains from common household products and during plumbing repairs.

With the additional benefit of the discreet black coating for minimal visibility, these gas connectors are ideal for fireplaces, BBQ grills, and radiant heaters. Corrosion resistant stainless steel 304 tubing and zinc-plated steel fittings are quality materials you can trust.

Stainless Steel Flexible ***Gas Connectors***

Parts Numbering System

KFGC - 012 - SS - 1010 - 12

TUBE ID | COATING | FITTINGS | LENGTH

TUBE ID

Part#	Size (ID)	Thread
014	1/4" ID (3/8" OD)	5/8"-18
038	3/8" ID (1/2" OD)	3/4"-16
012	1/2" ID (5/8" OD)	15/16"-16
034	3/4" ID (1" OD)	1-1/8"-16

COATING

Part#	
SS	Uncoated Stainless Steel 304
YE	Yellow Epoxy Coated Stainless Steel 304
BE	Black Epoxy Coated Stainless Steel 304

ADAPTERS/VALVES

Part#	Size (ID)
10	1/2" MIP (Tapped 3/8" FIP)
11	1/2" FIP
12	3/8" MIP (Tapped 1/4" FIP)
13	3/8" FIP
14	3/4" MIP (Tapped 1/2" FIP)
15	3/4" FIP
16	1" MIP (Tapped 3/4" FIP)
17	1" FIP
31	1/2" FIP Ball Valve
33	3/4" FIP Ball Valve
41	1/2" FIP Angle Valve
43	3/4" FIP Angle Valve

LENGTH

Part#
12"
18"
24"
30"
36"
48"
60"
72"

Stainless Steel Flexible ***Gas Connectors***

014-SS Series Connector with Fittings

- Tube : Stainless Steel
- Fitting : Zinc-Plated Steel S45C
- 5/8-18 Thread
- 3/8" OD (1/4" ID)



ID	Part #	Description	U/M	Qty/ Box
1/4" (3/8"OD)	KFGC-014-SS-1010-12	1/2" MIP x 1/2" MIP, 12"	EA	25
1/4" (3/8"OD)	KFGC-014-SS-1010-18	1/2" MIP x 1/2" MIP, 18"	EA	25
1/4" (3/8"OD)	KFGC-014-SS-1010-24	1/2" MIP x 1/2" MIP, 24"	EA	25
1/4" (3/8"OD)	KFGC-014-SS-1010-30	1/2" MIP x 1/2" MIP, 30"	EA	25
1/4" (3/8"OD)	KFGC-014-SS-1010-36	1/2" MIP x 1/2" MIP, 36"	EA	25
1/4" (3/8"OD)	KFGC-014-SS-1010-48	1/2" MIP x 1/2" MIP, 48"	EA	25
1/4" (3/8"OD)	KFGC-014-SS-1010-60	1/2" MIP x 1/2" MIP, 60"	EA	12
1/4" (3/8"OD)	KFGC-014-SS-1010-72	1/2" MIP x 1/2" MIP, 72"	EA	12



ID	Part #	Description	U/M	Qty/ Box
1/4" (3/8"OD)	KFGC-014-SS-1011-12	1/2" MIP x 1/2" FIP, 12"	EA	25
1/4" (3/8"OD)	KFGC-014-SS-1011-18	1/2" MIP x 1/2" FIP, 18"	EA	25
1/4" (3/8"OD)	KFGC-014-SS-1011-24	1/2" MIP x 1/2" FIP, 24"	EA	25
1/4" (3/8"OD)	KFGC-014-SS-1011-30	1/2" MIP x 1/2" FIP, 30"	EA	25
1/4" (3/8"OD)	KFGC-014-SS-1011-36	1/2" MIP x 1/2" FIP, 36"	EA	25
1/4" (3/8"OD)	KFGC-014-SS-1011-48	1/2" MIP x 1/2" FIP, 48"	EA	25
1/4" (3/8"OD)	KFGC-014-SS-1011-60	1/2" MIP x 1/2" FIP, 60"	EA	12
1/4" (3/8"OD)	KFGC-014-SS-1011-72	1/2" MIP x 1/2" FIP, 72"	EA	12



ID	Part #	Description	U/M	Qty/ Box
1/4" (3/8"OD)	KFGC-014-SS-1012-12	1/2" MIP x 3/8" MIP, 12"	EA	25
1/4" (3/8"OD)	KFGC-014-SS-1012-18	1/2" MIP x 3/8" MIP, 18"	EA	25
1/4" (3/8"OD)	KFGC-014-SS-1012-24	1/2" MIP x 3/8" MIP, 24"	EA	25
1/4" (3/8"OD)	KFGC-014-SS-1012-30	1/2" MIP x 3/8" MIP, 30"	EA	25
1/4" (3/8"OD)	KFGC-014-SS-1012-36	1/2" MIP x 3/8" MIP, 36"	EA	25
1/4" (3/8"OD)	KFGC-014-SS-1012-48	1/2" MIP x 3/8" MIP, 48"	EA	25
1/4" (3/8"OD)	KFGC-014-SS-1012-60	1/2" MIP x 3/8" MIP, 60"	EA	12
1/4" (3/8"OD)	KFGC-014-SS-1012-72	1/2" MIP x 3/8" MIP, 72"	EA	12



ID	Part #	Description	U/M	Qty/ Box
1/4" (3/8"OD)	KFGC-014-SS-1013-12	1/2" MIP x 3/8" FIP, 12"	EA	25
1/4" (3/8"OD)	KFGC-014-SS-1013-18	1/2" MIP x 3/8" FIP, 18"	EA	25
1/4" (3/8"OD)	KFGC-014-SS-1013-24	1/2" MIP x 3/8" FIP, 24"	EA	25
1/4" (3/8"OD)	KFGC-014-SS-1013-30	1/2" MIP x 3/8" FIP, 30"	EA	25
1/4" (3/8"OD)	KFGC-014-SS-1013-36	1/2" MIP x 3/8" FIP, 36"	EA	25
1/4" (3/8"OD)	KFGC-014-SS-1013-48	1/2" MIP x 3/8" FIP, 48"	EA	25
1/4" (3/8"OD)	KFGC-014-SS-1013-60	1/2" MIP x 3/8" FIP, 60"	EA	12
1/4" (3/8"OD)	KFGC-014-SS-1013-72	1/2" MIP x 3/8" FIP, 72"	EA	12

Stainless Steel Flexible ***Gas Connectors***

014-SS Series Connector with Fittings

- Tube : Stainless Steel
- Fitting : Zinc-Plated Steel S45C
- 5/8-18 Thread
- 3/8" OD (1/4" ID)



ID	Part #	Description	U/M	Qty/ Box
1/4" (3/8"OD)	KFGC-014-SS-1213-12	3/8" MIP x 3/8" FIP, 12"	EA	25
1/4" (3/8"OD)	KFGC-014-SS-1213-18	3/8" MIP x 3/8" FIP, 18"	EA	25
1/4" (3/8"OD)	KFGC-014-SS-1213-24	3/8" MIP x 3/8" FIP, 24"	EA	25
1/4" (3/8"OD)	KFGC-014-SS-1213-30	3/8" MIP x 3/8" FIP, 30"	EA	25
1/4" (3/8"OD)	KFGC-014-SS-1213-36	3/8" MIP x 3/8" FIP, 36"	EA	25
1/4" (3/8"OD)	KFGC-014-SS-1213-48	3/8" MIP x 3/8" FIP, 48"	EA	25
1/4" (3/8"OD)	KFGC-014-SS-1213-60	3/8" MIP x 3/8" FIP, 60"	EA	12
1/4" (3/8"OD)	KFGC-014-SS-1213-72	3/8" MIP x 3/8" FIP, 72"	EA	12

014-SS Series Connector with Ball Valve

- Tube : Stainless Steel
- Fitting : Zinc-Plated Steel S45C
- Valve : Brass
- 5/8-18 Thread
- 3/8" OD (1/4" ID)



ID	Part #	Description	U/M	Qty/ Box
1/4" (3/8"OD)	KFGC-014-SS-1031-12	1/2" MIP x 1/2" B.Valve, 12"	EA	25
1/4" (3/8"OD)	KFGC-014-SS-1031-18	1/2" MIP x 1/2" B.Valve, 18"	EA	25
1/4" (3/8"OD)	KFGC-014-SS-1031-24	1/2" MIP x 1/2" B.Valve, 24"	EA	25
1/4" (3/8"OD)	KFGC-014-SS-1031-30	1/2" MIP x 1/2" B.Valve, 30"	EA	25
1/4" (3/8"OD)	KFGC-014-SS-1031-36	1/2" MIP x 1/2" B.Valve, 36"	EA	25
1/4" (3/8"OD)	KFGC-014-SS-1031-48	1/2" MIP x 1/2" B.Valve, 48"	EA	25
1/4" (3/8"OD)	KFGC-014-SS-1031-60	1/2" MIP x 1/2" B.Valve, 60"	EA	12
1/4" (3/8"OD)	KFGC-014-SS-1031-72	1/2" MIP x 1/2" B.Valve, 72"	EA	12

014-YE Series Connector with Fittings

- Tube : Stainless Steel
- Coating : Yellow Epoxy
- Fitting : Zinc-Plated Steel S45C
- 5/8-18 Thread
- 3/8" OD (1/4" ID)



ID	Part #	Description	U/M	Qty/ Box
1/4" (3/8"OD)	KFGC-014-YE-1010-12	1/2" MIP x 1/2" MIP, 12"	EA	25
1/4" (3/8"OD)	KFGC-014-YE-1010-18	1/2" MIP x 1/2" MIP, 18"	EA	25
1/4" (3/8"OD)	KFGC-014-YE-1010-24	1/2" MIP x 1/2" MIP, 24"	EA	25
1/4" (3/8"OD)	KFGC-014-YE-1010-30	1/2" MIP x 1/2" MIP, 30"	EA	25
1/4" (3/8"OD)	KFGC-014-YE-1010-36	1/2" MIP x 1/2" MIP, 36"	EA	25
1/4" (3/8"OD)	KFGC-014-YE-1010-48	1/2" MIP x 1/2" MIP, 48"	EA	25
1/4" (3/8"OD)	KFGC-014-YE-1010-60	1/2" MIP x 1/2" MIP, 60"	EA	12
1/4" (3/8"OD)	KFGC-014-YE-1010-72	1/2" MIP x 1/2" MIP, 72"	EA	12



ID	Part #	Description	U/M	Qty/ Box
1/4" (3/8"OD)	KFGC-014-YE-1011-12	1/2" MIP x 1/2" FIP, 12"	EA	25
1/4" (3/8"OD)	KFGC-014-YE-1011-18	1/2" MIP x 1/2" FIP, 18"	EA	25
1/4" (3/8"OD)	KFGC-014-YE-1011-24	1/2" MIP x 1/2" FIP, 24"	EA	25
1/4" (3/8"OD)	KFGC-014-YE-1011-30	1/2" MIP x 1/2" FIP, 30"	EA	25
1/4" (3/8"OD)	KFGC-014-YE-1011-36	1/2" MIP x 1/2" FIP, 36"	EA	25
1/4" (3/8"OD)	KFGC-014-YE-1011-48	1/2" MIP x 1/2" FIP, 48"	EA	25
1/4" (3/8"OD)	KFGC-014-YE-1011-60	1/2" MIP x 1/2" FIP, 60"	EA	12
1/4" (3/8"OD)	KFGC-014-YE-1011-72	1/2" MIP x 1/2" FIP, 72"	EA	12



ID	Part #	Description	U/M	Qty/ Box
1/4" (3/8"OD)	KFGC-014-YE-1012-12	1/2" MIP x 3/8" MIP, 12"	EA	25
1/4" (3/8"OD)	KFGC-014-YE-1012-18	1/2" MIP x 3/8" MIP, 18"	EA	25
1/4" (3/8"OD)	KFGC-014-YE-1012-24	1/2" MIP x 3/8" MIP, 24"	EA	25
1/4" (3/8"OD)	KFGC-014-YE-1012-30	1/2" MIP x 3/8" MIP, 30"	EA	25
1/4" (3/8"OD)	KFGC-014-YE-1012-36	1/2" MIP x 3/8" MIP, 36"	EA	25
1/4" (3/8"OD)	KFGC-014-YE-1012-48	1/2" MIP x 3/8" MIP, 48"	EA	25
1/4" (3/8"OD)	KFGC-014-YE-1012-60	1/2" MIP x 3/8" MIP, 60"	EA	12
1/4" (3/8"OD)	KFGC-014-YE-1012-72	1/2" MIP x 3/8" MIP, 72"	EA	12



ID	Part #	Description	U/M	Qty/ Box
1/4" (3/8"OD)	KFGC-014-YE-1013-12	1/2" MIP x 3/8" FIP, 12"	EA	25
1/4" (3/8"OD)	KFGC-014-YE-1013-18	1/2" MIP x 3/8" FIP, 18"	EA	25
1/4" (3/8"OD)	KFGC-014-YE-1013-24	1/2" MIP x 3/8" FIP, 24"	EA	25
1/4" (3/8"OD)	KFGC-014-YE-1013-30	1/2" MIP x 3/8" FIP, 30"	EA	25
1/4" (3/8"OD)	KFGC-014-YE-1013-36	1/2" MIP x 3/8" FIP, 36"	EA	25
1/4" (3/8"OD)	KFGC-014-YE-1013-48	1/2" MIP x 3/8" FIP, 48"	EA	25
1/4" (3/8"OD)	KFGC-014-YE-1013-60	1/2" MIP x 3/8" FIP, 60"	EA	12
1/4" (3/8"OD)	KFGC-014-YE-1013-72	1/2" MIP x 3/8" FIP, 72"	EA	12

Stainless Steel Flexible **Gas Connectors**

014-YE Series Connector with Fittings

- Tube : Stainless Steel
- Coating : Yellow Epoxy
- Fitting : Zinc-Plated Steel S45C
- 5/8-18 Thread
- 3/8" OD (1/4" ID)



ID	Part #	Description	U/M	Qty/ Box
1/4" (3/8"OD)	KFGC-014-YE-1213-12	3/8" MIP x 3/8" FIP, 12"	EA	25
1/4" (3/8"OD)	KFGC-014-YE-1213-18	3/8" MIP x 3/8" FIP, 18"	EA	25
1/4" (3/8"OD)	KFGC-014-YE-1213-24	3/8" MIP x 3/8" FIP, 24"	EA	25
1/4" (3/8"OD)	KFGC-014-YE-1213-30	3/8" MIP x 3/8" FIP, 30"	EA	25
1/4" (3/8"OD)	KFGC-014-YE-1213-36	3/8" MIP x 3/8" FIP, 36"	EA	25
1/4" (3/8"OD)	KFGC-014-YE-1213-48	3/8" MIP x 3/8" FIP, 48"	EA	25
1/4" (3/8"OD)	KFGC-014-YE-1213-60	3/8" MIP x 3/8" FIP, 60"	EA	12
1/4" (3/8"OD)	KFGC-014-YE-1213-72	3/8" MIP x 3/8" FIP, 72"	EA	12

014-YE Series Connector with Ball Valve

- Tube : Stainless Steel
- Coating : Yellow Epoxy
- Fitting : Zinc-Plated Steel S45C, Brass Ball Valve
- 5/8-18 Thread
- 3/8" OD (1/4" ID)



ID	Part #	Description	U/M	Qty/ Box
1/4" (3/8"OD)	KFGC-014-YE-1031-12	1/2" MIP x 1/2" B.Valve, 12"	EA	25
1/4" (3/8"OD)	KFGC-014-YE-1031-18	1/2" MIP x 1/2" B.Valve, 18"	EA	25
1/4" (3/8"OD)	KFGC-014-YE-1031-24	1/2" MIP x 1/2" B.Valve, 24"	EA	25
1/4" (3/8"OD)	KFGC-014-YE-1031-30	1/2" MIP x 1/2" B.Valve, 30"	EA	25
1/4" (3/8"OD)	KFGC-014-YE-1031-36	1/2" MIP x 1/2" B.Valve, 36"	EA	25
1/4" (3/8"OD)	KFGC-014-YE-1031-48	1/2" MIP x 1/2" B.Valve, 48"	EA	25
1/4" (3/8"OD)	KFGC-014-YE-1031-60	1/2" MIP x 1/2" B.Valve, 60"	EA	12
1/4" (3/8"OD)	KFGC-014-YE-1031-72	1/2" MIP x 1/2" B.Valve, 72"	EA	12

Stainless Steel Flexible ***Gas Connectors***

014-BE Series Connector with Fittings

- Tube : Stainless Steel
- Coating : Black Epoxy
- Fitting : Zinc-Plated Steel S45C
- 5/8-18 Thread
- 3/8" OD (1/4" ID)



ID	Part #	Description	U/M	Qty/ Box
1/4" (3/8"OD)	KFGC-014-BE-1010-12	1/2" MIP x 1/2" MIP, 12"	EA	25
1/4" (3/8"OD)	KFGC-014-BE-1010-18	1/2" MIP x 1/2" MIP, 18"	EA	25
1/4" (3/8"OD)	KFGC-014-BE-1010-24	1/2" MIP x 1/2" MIP, 24"	EA	25
1/4" (3/8"OD)	KFGC-014-BE-1010-30	1/2" MIP x 1/2" MIP, 30"	EA	25
1/4" (3/8"OD)	KFGC-014-BE-1010-36	1/2" MIP x 1/2" MIP, 36"	EA	25
1/4" (3/8"OD)	KFGC-014-BE-1010-48	1/2" MIP x 1/2" MIP, 48"	EA	25
1/4" (3/8"OD)	KFGC-014-BE-1010-60	1/2" MIP x 1/2" MIP, 60"	EA	12
1/4" (3/8"OD)	KFGC-014-BE-1010-72	1/2" MIP x 1/2" MIP, 72"	EA	12



ID	Part #	Description	U/M	Qty/ Box
1/4" (3/8"OD)	KFGC-014-BE-1011-12	1/2" MIP x 1/2" FIP, 12"	EA	25
1/4" (3/8"OD)	KFGC-014-BE-1011-18	1/2" MIP x 1/2" FIP, 18"	EA	25
1/4" (3/8"OD)	KFGC-014-BE-1011-24	1/2" MIP x 1/2" FIP, 24"	EA	25
1/4" (3/8"OD)	KFGC-014-BE-1011-30	1/2" MIP x 1/2" FIP, 30"	EA	25
1/4" (3/8"OD)	KFGC-014-BE-1011-36	1/2" MIP x 1/2" FIP, 36"	EA	25
1/4" (3/8"OD)	KFGC-014-BE-1011-48	1/2" MIP x 1/2" FIP, 48"	EA	25
1/4" (3/8"OD)	KFGC-014-BE-1011-60	1/2" MIP x 1/2" FIP, 60"	EA	12
1/4" (3/8"OD)	KFGC-014-BE-1011-72	1/2" MIP x 1/2" FIP, 72"	EA	12



ID	Part #	Description	U/M	Qty/ Box
1/4" (3/8"OD)	KFGC-014-BE-1012-12	1/2" MIP x 3/8" MIP, 12"	EA	25
1/4" (3/8"OD)	KFGC-014-BE-1012-18	1/2" MIP x 3/8" MIP, 18"	EA	25
1/4" (3/8"OD)	KFGC-014-BE-1012-24	1/2" MIP x 3/8" MIP, 24"	EA	25
1/4" (3/8"OD)	KFGC-014-BE-1012-30	1/2" MIP x 3/8" MIP, 30"	EA	25
1/4" (3/8"OD)	KFGC-014-BE-1012-36	1/2" MIP x 3/8" MIP, 36"	EA	25
1/4" (3/8"OD)	KFGC-014-BE-1012-48	1/2" MIP x 3/8" MIP, 48"	EA	25
1/4" (3/8"OD)	KFGC-014-BE-1012-60	1/2" MIP x 3/8" MIP, 60"	EA	12
1/4" (3/8"OD)	KFGC-014-BE-1012-72	1/2" MIP x 3/8" MIP, 72"	EA	12



ID	Part #	Description	U/M	Qty/ Box
1/4" (3/8"OD)	KFGC-014-BE-1013-12	1/2" MIP x 3/8" FIP, 12"	EA	25
1/4" (3/8"OD)	KFGC-014-BE-1013-18	1/2" MIP x 3/8" FIP, 18"	EA	25
1/4" (3/8"OD)	KFGC-014-BE-1013-24	1/2" MIP x 3/8" FIP, 24"	EA	25
1/4" (3/8"OD)	KFGC-014-BE-1013-30	1/2" MIP x 3/8" FIP, 30"	EA	25
1/4" (3/8"OD)	KFGC-014-BE-1013-36	1/2" MIP x 3/8" FIP, 36"	EA	25
1/4" (3/8"OD)	KFGC-014-BE-1013-48	1/2" MIP x 3/8" FIP, 48"	EA	25
1/4" (3/8"OD)	KFGC-014-BE-1013-60	1/2" MIP x 3/8" FIP, 60"	EA	12
1/4" (3/8"OD)	KFGC-014-BE-1013-72	1/2" MIP x 3/8" FIP, 72"	EA	12

Stainless Steel Flexible ***Gas Connectors***

014-BE Series Connector with Fittings

- Tube : Stainless Steel
- Coating : Black Epoxy
- Fitting : Zinc-Plated Steel S45C
- 5/8-18 Thread
- 3/8" OD (1/4" ID)



ID	Part #	Description	U/M	Qty/ Box
1/4" (3/8"OD)	KFGC-014-BE-1213-12	3/8" MIP x 3/8" FIP, 12"	EA	25
1/4" (3/8"OD)	KFGC-014-BE-1213-18	3/8" MIP x 3/8" FIP, 18"	EA	25
1/4" (3/8"OD)	KFGC-014-BE-1213-24	3/8" MIP x 3/8" FIP, 24"	EA	25
1/4" (3/8"OD)	KFGC-014-BE-1213-30	3/8" MIP x 3/8" FIP, 30"	EA	25
1/4" (3/8"OD)	KFGC-014-BE-1213-36	3/8" MIP x 3/8" FIP, 36"	EA	25
1/4" (3/8"OD)	KFGC-014-BE-1213-48	3/8" MIP x 3/8" FIP, 48"	EA	25
1/4" (3/8"OD)	KFGC-014-BE-1213-60	3/8" MIP x 3/8" FIP, 60"	EA	12
1/4" (3/8"OD)	KFGC-014-BE-1213-72	3/8" MIP x 3/8" FIP, 72"	EA	12

014-BE Series Connector with Ball Valve

- Tube : Stainless Steel
- Coating : Black Epoxy
- Fitting : Zinc-Plated Steel S45C
- Valve : Brass
- 5/8-18 Thread
- 3/8" OD (1/4" ID)



ID	Part #	Description	U/M	Qty/ Box
1/4" (3/8"OD)	KFGC-014-BE-1031-12	1/2" MIP x 1/2" B.Valve, 12"	EA	25
1/4" (3/8"OD)	KFGC-014-BE-1031-18	1/2" MIP x 1/2" B.Valve, 18"	EA	25
1/4" (3/8"OD)	KFGC-014-BE-1031-24	1/2" MIP x 1/2" B.Valve, 24"	EA	25
1/4" (3/8"OD)	KFGC-014-BE-1031-30	1/2" MIP x 1/2" B.Valve, 30"	EA	25
1/4" (3/8"OD)	KFGC-014-BE-1031-36	1/2" MIP x 1/2" B.Valve, 36"	EA	25
1/4" (3/8"OD)	KFGC-014-BE-1031-48	1/2" MIP x 1/2" B.Valve, 48"	EA	25
1/4" (3/8"OD)	KFGC-014-BE-1031-60	1/2" MIP x 1/2" B.Valve, 60"	EA	12
1/4" (3/8"OD)	KFGC-014-BE-1031-72	1/2" MIP x 1/2" B.Valve, 72"	EA	12

Stainless Steel Flexible ***Gas Connectors***

038-SS Series Connector with Fittings

- Tube : Stainless Steel
- Fitting : Zinc-Plated Steel S45C
- 3/4-16 Thread
- 1/2" OD (3/8" ID)



ID	Part #	Description	U/M	Qty/ Box
3/8" (1/2"OD)	KFGC-038-SS-1010-12	1/2" MIP x 1/2" MIP, 12"	EA	25
3/8" (1/2"OD)	KFGC-038-SS-1010-18	1/2" MIP x 1/2" MIP, 18"	EA	25
3/8" (1/2"OD)	KFGC-038-SS-1010-24	1/2" MIP x 1/2" MIP, 24"	EA	25
3/8" (1/2"OD)	KFGC-038-SS-1010-30	1/2" MIP x 1/2" MIP, 30"	EA	25
3/8" (1/2"OD)	KFGC-038-SS-1010-36	1/2" MIP x 1/2" MIP, 36"	EA	25
3/8" (1/2"OD)	KFGC-038-SS-1010-48	1/2" MIP x 1/2" MIP, 48"	EA	25
3/8" (1/2"OD)	KFGC-038-SS-1010-60	1/2" MIP x 1/2" MIP, 60"	EA	12
3/8" (1/2"OD)	KFGC-038-SS-1010-72	1/2" MIP x 1/2" MIP, 72"	EA	12



ID	Part #	Description	U/M	Qty/ Box
3/8" (1/2"OD)	KFGC-038-SS-1011-12	1/2" MIP x 1/2" FIP, 12"	EA	25
3/8" (1/2"OD)	KFGC-038-SS-1011-18	1/2" MIP x 1/2" FIP, 18"	EA	25
3/8" (1/2"OD)	KFGC-038-SS-1011-24	1/2" MIP x 1/2" FIP, 24"	EA	25
3/8" (1/2"OD)	KFGC-038-SS-1011-30	1/2" MIP x 1/2" FIP, 30"	EA	25
3/8" (1/2"OD)	KFGC-038-SS-1011-36	1/2" MIP x 1/2" FIP, 36"	EA	25
3/8" (1/2"OD)	KFGC-038-SS-1011-48	1/2" MIP x 1/2" FIP, 48"	EA	25
3/8" (1/2"OD)	KFGC-038-SS-1011-60	1/2" MIP x 1/2" FIP, 60"	EA	12
3/8" (1/2"OD)	KFGC-038-SS-1011-72	1/2" MIP x 1/2" FIP, 72"	EA	12



ID	Part #	Description	U/M	Qty/ Box
3/8" (1/2"OD)	KFGC-038-SS-1111-12	1/2" FIP x 1/2" FIP, 12"	EA	25
3/8" (1/2"OD)	KFGC-038-SS-1111-18	1/2" FIP x 1/2" FIP, 18"	EA	25
3/8" (1/2"OD)	KFGC-038-SS-1111-24	1/2" FIP x 1/2" FIP, 24"	EA	25
3/8" (1/2"OD)	KFGC-038-SS-1111-30	1/2" FIP x 1/2" FIP, 30"	EA	25
3/8" (1/2"OD)	KFGC-038-SS-1111-36	1/2" FIP x 1/2" FIP, 36"	EA	25
3/8" (1/2"OD)	KFGC-038-SS-1111-48	1/2" FIP x 1/2" FIP, 48"	EA	25
3/8" (1/2"OD)	KFGC-038-SS-1111-60	1/2" FIP x 1/2" FIP, 60"	EA	12
3/8" (1/2"OD)	KFGC-038-SS-1111-72	1/2" FIP x 1/2" FIP, 72"	EA	12



ID	Part #	Description	U/M	Qty/ Box
3/8" (1/2"OD)	KFGC-038-SS-1012-12	1/2" MIP x 3/8" MIP, 12"	EA	25
3/8" (1/2"OD)	KFGC-038-SS-1012-18	1/2" MIP x 3/8" MIP, 18"	EA	25
3/8" (1/2"OD)	KFGC-038-SS-1012-24	1/2" MIP x 3/8" MIP, 24"	EA	25
3/8" (1/2"OD)	KFGC-038-SS-1012-30	1/2" MIP x 3/8" MIP, 30"	EA	25
3/8" (1/2"OD)	KFGC-038-SS-1012-36	1/2" MIP x 3/8" MIP, 36"	EA	25
3/8" (1/2"OD)	KFGC-038-SS-1012-48	1/2" MIP x 3/8" MIP, 48"	EA	25
3/8" (1/2"OD)	KFGC-038-SS-1012-60	1/2" MIP x 3/8" MIP, 60"	EA	12
3/8" (1/2"OD)	KFGC-038-SS-1012-72	1/2" MIP x 3/8" MIP, 72"	EA	12

Stainless Steel Flexible ***Gas Connectors***

038-SS Series Connector with Fittings

- Tube : Stainless Steel
- Fitting : Zinc-Plated Steel S45C
- 3/4-16 Thread
- 1/2" OD (3/8" ID)



ID	Part #	Description	U/M	Qty/ Box
3/8" (1/2"OD)	KFGC-038-SS-1013-12	1/2" MIP x 3/8" FIP, 12"	EA	25
3/8" (1/2"OD)	KFGC-038-SS-1013-18	1/2" MIP x 3/8" FIP, 18"	EA	25
3/8" (1/2"OD)	KFGC-038-SS-1013-24	1/2" MIP x 3/8" FIP, 24"	EA	25
3/8" (1/2"OD)	KFGC-038-SS-1013-30	1/2" MIP x 3/8" FIP, 30"	EA	25
3/8" (1/2"OD)	KFGC-038-SS-1013-36	1/2" MIP x 3/8" FIP, 36"	EA	25
3/8" (1/2"OD)	KFGC-038-SS-1013-48	1/2" MIP x 3/8" FIP, 48"	EA	25
3/8" (1/2"OD)	KFGC-038-SS-1013-60	1/2" MIP x 3/8" FIP, 60"	EA	12
3/8" (1/2"OD)	KFGC-038-SS-1013-72	1/2" MIP x 3/8" FIP, 72"	EA	12



ID	Part #	Description	U/M	Qty/ Box
3/8" (1/2"OD)	KFGC-038-SS-1213-12	3/8" MIP x 3/8" FIP, 12"	EA	25
3/8" (1/2"OD)	KFGC-038-SS-1213-18	3/8" MIP x 3/8" FIP, 18"	EA	25
3/8" (1/2"OD)	KFGC-038-SS-1213-24	3/8" MIP x 3/8" FIP, 24"	EA	25
3/8" (1/2"OD)	KFGC-038-SS-1213-30	3/8" MIP x 3/8" FIP, 30"	EA	25
3/8" (1/2"OD)	KFGC-038-SS-1213-36	3/8" MIP x 3/8" FIP, 36"	EA	25
3/8" (1/2"OD)	KFGC-038-SS-1213-48	3/8" MIP x 3/8" FIP, 48"	EA	25
3/8" (1/2"OD)	KFGC-038-SS-1213-60	3/8" MIP x 3/8" FIP, 60"	EA	12
3/8" (1/2"OD)	KFGC-038-SS-1213-72	3/8" MIP x 3/8" FIP, 72"	EA	12

038-SS Series Connector with Ball Valve

- Tube : Stainless Steel
- Fitting : Zinc-Plated Steel S45C
- Valve : Brass
- 3/4-16 Thread
- 1/2" OD (3/8" ID)



ID	Part #	Description	U/M	Qty/ Box
3/8" (1/2"OD)	KFGC-038-SS-1031-12	1/2" MIP x 1/2" B.Valve, 12"	EA	25
3/8" (1/2"OD)	KFGC-038-SS-1031-18	1/2" MIP x 1/2" B.Valve, 18"	EA	25
3/8" (1/2"OD)	KFGC-038-SS-1031-24	1/2" MIP x 1/2" B.Valve, 24"	EA	25
3/8" (1/2"OD)	KFGC-038-SS-1031-30	1/2" MIP x 1/2" B.Valve, 30"	EA	25
3/8" (1/2"OD)	KFGC-038-SS-1031-36	1/2" MIP x 1/2" B.Valve, 36"	EA	25
3/8" (1/2"OD)	KFGC-038-SS-1031-48	1/2" MIP x 1/2" B.Valve, 48"	EA	25
3/8" (1/2"OD)	KFGC-038-SS-1031-60	1/2" MIP x 1/2" B.Valve, 60"	EA	12
3/8" (1/2"OD)	KFGC-038-SS-1031-72	1/2" MIP x 1/2" B.Valve, 72"	EA	12

Stainless Steel Flexible ***Gas Connectors***

038-YE Series Connector with Fittings

- Tube : Stainless Steel
- Coating : Yellow Epoxy
- Fitting : Zinc-Plated Steel S45C
- 3/4-16 Thread
- 1/2" OD (3/8" ID)



ID	Part #	Description	U/M	Qty/ Box
3/8" (1/2"OD)	KFGC-038-YE-1010-12	1/2" MIP x 1/2" MIP, 12"	EA	25
3/8" (1/2"OD)	KFGC-038-YE-1010-18	1/2" MIP x 1/2" MIP, 18"	EA	25
3/8" (1/2"OD)	KFGC-038-YE-1010-24	1/2" MIP x 1/2" MIP, 24"	EA	25
3/8" (1/2"OD)	KFGC-038-YE-1010-30	1/2" MIP x 1/2" MIP, 30"	EA	25
3/8" (1/2"OD)	KFGC-038-YE-1010-36	1/2" MIP x 1/2" MIP, 36"	EA	25
3/8" (1/2"OD)	KFGC-038-YE-1010-48	1/2" MIP x 1/2" MIP, 48"	EA	25
3/8" (1/2"OD)	KFGC-038-YE-1010-60	1/2" MIP x 1/2" MIP, 60"	EA	12
3/8" (1/2"OD)	KFGC-038-YE-1010-72	1/2" MIP x 1/2" MIP, 72"	EA	12



ID	Part #	Description	U/M	Qty/ Box
3/8" (1/2"OD)	KFGC-038-YE-1011-12	1/2" MIP x 1/2" FIP, 12"	EA	25
3/8" (1/2"OD)	KFGC-038-YE-1011-18	1/2" MIP x 1/2" FIP, 18"	EA	25
3/8" (1/2"OD)	KFGC-038-YE-1011-24	1/2" MIP x 1/2" FIP, 24"	EA	25
3/8" (1/2"OD)	KFGC-038-YE-1011-30	1/2" MIP x 1/2" FIP, 30"	EA	25
3/8" (1/2"OD)	KFGC-038-YE-1011-36	1/2" MIP x 1/2" FIP, 36"	EA	25
3/8" (1/2"OD)	KFGC-038-YE-1011-48	1/2" MIP x 1/2" FIP, 48"	EA	25
3/8" (1/2"OD)	KFGC-038-YE-1011-60	1/2" MIP x 1/2" FIP, 60"	EA	12
3/8" (1/2"OD)	KFGC-038-YE-1011-72	1/2" MIP x 1/2" FIP, 72"	EA	12



ID	Part #	Description	U/M	Qty/ Box
3/8" (1/2"OD)	KFGC-038-YE-1111-12	1/2" FIP x 1/2" FIP, 12"	EA	25
3/8" (1/2"OD)	KFGC-038-YE-1111-18	1/2" FIP x 1/2" FIP, 18"	EA	25
3/8" (1/2"OD)	KFGC-038-YE-1111-24	1/2" FIP x 1/2" FIP, 24"	EA	25
3/8" (1/2"OD)	KFGC-038-YE-1111-30	1/2" FIP x 1/2" FIP, 30"	EA	25
3/8" (1/2"OD)	KFGC-038-YE-1111-36	1/2" FIP x 1/2" FIP, 36"	EA	25
3/8" (1/2"OD)	KFGC-038-YE-1111-48	1/2" FIP x 1/2" FIP, 48"	EA	25
3/8" (1/2"OD)	KFGC-038-YE-1111-60	1/2" FIP x 1/2" FIP, 60"	EA	12
3/8" (1/2"OD)	KFGC-038-YE-1111-72	1/2" FIP x 1/2" FIP, 72"	EA	12



ID	Part #	Description	U/M	Qty/ Box
3/8" (1/2"OD)	KFGC-038-YE-1012-12	1/2" MIP x 3/8" MIP, 12"	EA	25
3/8" (1/2"OD)	KFGC-038-YE-1012-18	1/2" MIP x 3/8" MIP, 18"	EA	25
3/8" (1/2"OD)	KFGC-038-YE-1012-24	1/2" MIP x 3/8" MIP, 24"	EA	25
3/8" (1/2"OD)	KFGC-038-YE-1012-30	1/2" MIP x 3/8" MIP, 30"	EA	25
3/8" (1/2"OD)	KFGC-038-YE-1012-36	1/2" MIP x 3/8" MIP, 36"	EA	25
3/8" (1/2"OD)	KFGC-038-YE-1012-48	1/2" MIP x 3/8" MIP, 48"	EA	25
3/8" (1/2"OD)	KFGC-038-YE-1012-60	1/2" MIP x 3/8" MIP, 60"	EA	12
3/8" (1/2"OD)	KFGC-038-YE-1012-72	1/2" MIP x 3/8" MIP, 72"	EA	12

Stainless Steel Flexible ***Gas Connectors***

038-YE Series Connector with Fittings

- Tube : Stainless Steel
- Coating : Yellow Epoxy
- Fitting : Zinc-Plated Steel S45C
- 3/4-16 Thread
- 1/2" OD (3/8" ID)



ID	Part #	Description	U/M	Qty/ Box
3/8" (1/2"OD)	KFGC-038-YE-1013-12	1/2" MIP x 3/8" FIP, 12"	EA	25
3/8" (1/2"OD)	KFGC-038-YE-1013-18	1/2" MIP x 3/8" FIP, 18"	EA	25
3/8" (1/2"OD)	KFGC-038-YE-1013-24	1/2" MIP x 3/8" FIP, 24"	EA	25
3/8" (1/2"OD)	KFGC-038-YE-1013-30	1/2" MIP x 3/8" FIP, 30"	EA	25
3/8" (1/2"OD)	KFGC-038-YE-1013-36	1/2" MIP x 3/8" FIP, 36"	EA	25
3/8" (1/2"OD)	KFGC-038-YE-1013-48	1/2" MIP x 3/8" FIP, 48"	EA	25
3/8" (1/2"OD)	KFGC-038-YE-1013-60	1/2" MIP x 3/8" FIP, 60"	EA	12
3/8" (1/2"OD)	KFGC-038-YE-1013-72	1/2" MIP x 3/8" FIP, 72"	EA	12



ID	Part #	Description	U/M	Qty/ Box
3/8" (1/2"OD)	KFGC-038-YE-1213-12	3/8" MIP x 3/8" FIP, 12"	EA	25
3/8" (1/2"OD)	KFGC-038-YE-1213-18	3/8" MIP x 3/8" FIP, 18"	EA	25
3/8" (1/2"OD)	KFGC-038-YE-1213-24	3/8" MIP x 3/8" FIP, 24"	EA	25
3/8" (1/2"OD)	KFGC-038-YE-1213-30	3/8" MIP x 3/8" FIP, 30"	EA	25
3/8" (1/2"OD)	KFGC-038-YE-1213-36	3/8" MIP x 3/8" FIP, 36"	EA	25
3/8" (1/2"OD)	KFGC-038-YE-1213-48	3/8" MIP x 3/8" FIP, 48"	EA	25
3/8" (1/2"OD)	KFGC-038-YE-1213-60	3/8" MIP x 3/8" FIP, 60"	EA	12
3/8" (1/2"OD)	KFGC-038-YE-1213-72	3/8" MIP x 3/8" FIP, 72"	EA	12

038-YE Series Connector with Ball Valve

- Tube : Stainless Steel
- Coating : Yellow Epoxy
- Fitting : Zinc-Plated Steel S45C
- Valve : Brass
- 3/4-16 Thread
- 1/2" OD (3/8" ID)



ID	Part #	Description	U/M	Qty/ Box
3/8" (1/2"OD)	KFGC-038-YE-1031-12	1/2" MIP x 1/2" B.Valve, 12"	EA	25
3/8" (1/2"OD)	KFGC-038-YE-1031-18	1/2" MIP x 1/2" B.Valve, 18"	EA	25
3/8" (1/2"OD)	KFGC-038-YE-1031-24	1/2" MIP x 1/2" B.Valve, 24"	EA	25
3/8" (1/2"OD)	KFGC-038-YE-1031-30	1/2" MIP x 1/2" B.Valve, 30"	EA	25
3/8" (1/2"OD)	KFGC-038-YE-1031-36	1/2" MIP x 1/2" B.Valve, 36"	EA	25
3/8" (1/2"OD)	KFGC-038-YE-1031-48	1/2" MIP x 1/2" B.Valve, 48"	EA	25
3/8" (1/2"OD)	KFGC-038-YE-1031-60	1/2" MIP x 1/2" B.Valve, 60"	EA	12
3/8" (1/2"OD)	KFGC-038-YE-1031-72	1/2" MIP x 1/2" B.Valve, 72"	EA	12

Stainless Steel Flexible ***Gas Connectors***

038-BE Series Connector with Fittings

- Tube : Stainless Steel
- Coating : Black Epoxy
- Fitting : Zinc-Plated Steel S45C
- 3/4-16 Thread
- 1/2" OD (3/8" ID)



ID	Part #	Description	U/M	Qty/ Box
3/8" (1/2"OD)	KFGC-038-BE-1010-12	1/2" MIP x 1/2" MIP, 12"	EA	25
3/8" (1/2"OD)	KFGC-038-BE-1010-18	1/2" MIP x 1/2" MIP, 18"	EA	25
3/8" (1/2"OD)	KFGC-038-BE-1010-24	1/2" MIP x 1/2" MIP, 24"	EA	25
3/8" (1/2"OD)	KFGC-038-BE-1010-30	1/2" MIP x 1/2" MIP, 30"	EA	25
3/8" (1/2"OD)	KFGC-038-BE-1010-36	1/2" MIP x 1/2" MIP, 36"	EA	25
3/8" (1/2"OD)	KFGC-038-BE-1010-48	1/2" MIP x 1/2" MIP, 48"	EA	25
3/8" (1/2"OD)	KFGC-038-BE-1010-60	1/2" MIP x 1/2" MIP, 60"	EA	12
3/8" (1/2"OD)	KFGC-038-BE-1010-72	1/2" MIP x 1/2" MIP, 72"	EA	12



ID	Part #	Description	U/M	Qty/ Box
3/8" (1/2"OD)	KFGC-038-BE-1011-12	1/2" MIP x 1/2" FIP, 12"	EA	25
3/8" (1/2"OD)	KFGC-038-BE-1011-18	1/2" MIP x 1/2" FIP, 18"	EA	25
3/8" (1/2"OD)	KFGC-038-BE-1011-24	1/2" MIP x 1/2" FIP, 24"	EA	25
3/8" (1/2"OD)	KFGC-038-BE-1011-30	1/2" MIP x 1/2" FIP, 30"	EA	25
3/8" (1/2"OD)	KFGC-038-BE-1011-36	1/2" MIP x 1/2" FIP, 36"	EA	25
3/8" (1/2"OD)	KFGC-038-BE-1011-48	1/2" MIP x 1/2" FIP, 48"	EA	25
3/8" (1/2"OD)	KFGC-038-BE-1011-60	1/2" MIP x 1/2" FIP, 60"	EA	12
3/8" (1/2"OD)	KFGC-038-BE-1011-72	1/2" MIP x 1/2" FIP, 72"	EA	12

ID	Part #	Description	U/M	Qty/ Box
3/8" (1/2"OD)	KFGC-038-BE-1111-12	1/2" FIP x 1/2" FIP, 12"	EA	25
3/8" (1/2"OD)	KFGC-038-BE-1111-18	1/2" FIP x 1/2" FIP, 18"	EA	25
3/8" (1/2"OD)	KFGC-038-BE-1111-24	1/2" FIP x 1/2" FIP, 24"	EA	25
3/8" (1/2"OD)	KFGC-038-BE-1111-30	1/2" FIP x 1/2" FIP, 30"	EA	25
3/8" (1/2"OD)	KFGC-038-BE-1111-36	1/2" FIP x 1/2" FIP, 36"	EA	25
3/8" (1/2"OD)	KFGC-038-BE-1111-48	1/2" FIP x 1/2" FIP, 48"	EA	25
3/8" (1/2"OD)	KFGC-038-BE-1111-60	1/2" FIP x 1/2" FIP, 60"	EA	12
3/8" (1/2"OD)	KFGC-038-BE-1111-72	1/2" FIP x 1/2" FIP, 72"	EA	12



ID	Part #	Description	U/M	Qty/ Box
3/8" (1/2"OD)	KFGC-038-BE-1012-12	1/2" MIP x 3/8" MIP, 12"	EA	25
3/8" (1/2"OD)	KFGC-038-BE-1012-18	1/2" MIP x 3/8" MIP, 18"	EA	25
3/8" (1/2"OD)	KFGC-038-BE-1012-24	1/2" MIP x 3/8" MIP, 24"	EA	25
3/8" (1/2"OD)	KFGC-038-BE-1012-30	1/2" MIP x 3/8" MIP, 30"	EA	25
3/8" (1/2"OD)	KFGC-038-BE-1012-36	1/2" MIP x 3/8" MIP, 36"	EA	25
3/8" (1/2"OD)	KFGC-038-BE-1012-48	1/2" MIP x 3/8" MIP, 48"	EA	25
3/8" (1/2"OD)	KFGC-038-BE-1012-60	1/2" MIP x 3/8" MIP, 60"	EA	12
3/8" (1/2"OD)	KFGC-038-BE-1012-72	1/2" MIP x 3/8" MIP, 72"	EA	12

Stainless Steel Flexible ***Gas Connectors***

038-BE Series Connector with Fittings

- Tube : Stainless Steel
- Coating : Black Epoxy
- Fitting : Zinc-Plated Steel S45C
- 3/4-16 Thread
- 1/2" OD (3/8" ID)



ID	Part #	Description	U/M	Qty/ Box
3/8" (1/2"OD)	KFGC-038-BE-1013-12	1/2" MIP x 3/8" FIP, 12"	EA	25
3/8" (1/2"OD)	KFGC-038-BE-1013-18	1/2" MIP x 3/8" FIP, 18"	EA	25
3/8" (1/2"OD)	KFGC-038-BE-1013-24	1/2" MIP x 3/8" FIP, 24"	EA	25
3/8" (1/2"OD)	KFGC-038-BE-1013-30	1/2" MIP x 3/8" FIP, 30"	EA	25
3/8" (1/2"OD)	KFGC-038-BE-1013-36	1/2" MIP x 3/8" FIP, 36"	EA	25
3/8" (1/2"OD)	KFGC-038-BE-1013-48	1/2" MIP x 3/8" FIP, 48"	EA	25
3/8" (1/2"OD)	KFGC-038-BE-1013-60	1/2" MIP x 3/8" FIP, 60"	EA	12
3/8" (1/2"OD)	KFGC-038-BE-1013-72	1/2" MIP x 3/8" FIP, 72"	EA	12



ID	Part #	Description	U/M	Qty/ Box
3/8" (1/2"OD)	KFGC-038-BE-1213-12	3/8" MIP x 3/8" FIP, 12"	EA	25
3/8" (1/2"OD)	KFGC-038-BE-1213-18	3/8" MIP x 3/8" FIP, 18"	EA	25
3/8" (1/2"OD)	KFGC-038-BE-1213-24	3/8" MIP x 3/8" FIP, 24"	EA	25
3/8" (1/2"OD)	KFGC-038-BE-1213-30	3/8" MIP x 3/8" FIP, 30"	EA	25
3/8" (1/2"OD)	KFGC-038-BE-1213-36	3/8" MIP x 3/8" FIP, 36"	EA	25
3/8" (1/2"OD)	KFGC-038-BE-1213-48	3/8" MIP x 3/8" FIP, 48"	EA	25
3/8" (1/2"OD)	KFGC-038-BE-1213-60	3/8" MIP x 3/8" FIP, 60"	EA	12
3/8" (1/2"OD)	KFGC-038-BE-1213-72	3/8" MIP x 3/8" FIP, 72"	EA	12

038-BE Series Connector with Ball Valve

- Tube : Stainless Steel
- Coating : Black Epoxy
- Fitting : Zinc-Plated Steel S45C
- Valve : Brass
- 3/4-16 Thread
- 1/2" OD (3/8" ID)



ID	Part #	Description	U/M	Qty/ Box
3/8" (1/2"OD)	KFGC-038-BE-1031-12	1/2" MIP x 1/2" B.Valve, 12"	EA	25
3/8" (1/2"OD)	KFGC-038-BE-1031-18	1/2" MIP x 1/2" B.Valve, 18"	EA	25
3/8" (1/2"OD)	KFGC-038-BE-1031-24	1/2" MIP x 1/2" B.Valve, 24"	EA	25
3/8" (1/2"OD)	KFGC-038-BE-1031-30	1/2" MIP x 1/2" B.Valve, 30"	EA	25
3/8" (1/2"OD)	KFGC-038-BE-1031-36	1/2" MIP x 1/2" B.Valve, 36"	EA	25
3/8" (1/2"OD)	KFGC-038-BE-1031-48	1/2" MIP x 1/2" B.Valve, 48"	EA	25
3/8" (1/2"OD)	KFGC-038-BE-1031-60	1/2" MIP x 1/2" B.Valve, 60"	EA	12
3/8" (1/2"OD)	KFGC-038-BE-1031-72	1/2" MIP x 1/2" B.Valve, 72"	EA	12

Stainless Steel Flexible ***Gas Connectors***

012-SS Series Connector with Fittings

- Tube : Stainless Steel
- Fitting : Zinc-Plated Steel S45C
- 15/16-16 Thread
- 5/8" OD (1/2" ID)



ID	Part #	Description		U/M	Qty/ Box
1/2" (5/8"OD)	KFGC-012-SS-1010-12	1/2" MIP x 1/2" MIP,	12"	EA	25
1/2" (5/8"OD)	KFGC-012-SS-1010-18	1/2" MIP x 1/2" MIP,	18"	EA	25
1/2" (5/8"OD)	KFGC-012-SS-1010-24	1/2" MIP x 1/2" MIP,	24"	EA	25
1/2" (5/8"OD)	KFGC-012-SS-1010-30	1/2" MIP x 1/2" MIP,	30"	EA	25
1/2" (5/8"OD)	KFGC-012-SS-1010-36	1/2" MIP x 1/2" MIP,	36"	EA	25
1/2" (5/8"OD)	KFGC-012-SS-1010-48	1/2" MIP x 1/2" MIP,	48"	EA	25
1/2" (5/8"OD)	KFGC-012-SS-1010-60	1/2" MIP x 1/2" MIP,	60"	EA	12
1/2" (5/8"OD)	KFGC-012-SS-1010-72	1/2" MIP x 1/2" MIP,	72"	EA	12



ID	Part #	Description		U/M	Qty/ Box
1/2" (5/8"OD)	KFGC-012-SS-1011-12	1/2" MIP x 1/2" FIP,	12"	EA	25
1/2" (5/8"OD)	KFGC-012-SS-1011-18	1/2" MIP x 1/2" FIP,	18"	EA	25
1/2" (5/8"OD)	KFGC-012-SS-1011-24	1/2" MIP x 1/2" FIP,	24"	EA	25
1/2" (5/8"OD)	KFGC-012-SS-1011-30	1/2" MIP x 1/2" FIP,	30"	EA	25
1/2" (5/8"OD)	KFGC-012-SS-1011-36	1/2" MIP x 1/2" FIP,	36"	EA	25
1/2" (5/8"OD)	KFGC-012-SS-1011-48	1/2" MIP x 1/2" FIP,	48"	EA	25
1/2" (5/8"OD)	KFGC-012-SS-1011-60	1/2" MIP x 1/2" FIP,	60"	EA	12
1/2" (5/8"OD)	KFGC-012-SS-1011-72	1/2" MIP x 1/2" FIP,	72"	EA	12



ID	Part #	Description		U/M	Qty/ Box
1/2" (5/8"OD)	KFGC-012-SS-1111-12	1/2" FIP x 1/2" FIP,	12"	EA	25
1/2" (5/8"OD)	KFGC-012-SS-1111-18	1/2" FIP x 1/2" FIP,	18"	EA	25
1/2" (5/8"OD)	KFGC-012-SS-1111-24	1/2" FIP x 1/2" FIP,	24"	EA	25
1/2" (5/8"OD)	KFGC-012-SS-1111-30	1/2" FIP x 1/2" FIP,	30"	EA	25
1/2" (5/8"OD)	KFGC-012-SS-1111-36	1/2" FIP x 1/2" FIP,	36"	EA	25
1/2" (5/8"OD)	KFGC-012-SS-1111-48	1/2" FIP x 1/2" FIP,	48"	EA	25
1/2" (5/8"OD)	KFGC-012-SS-1111-60	1/2" FIP x 1/2" FIP,	60"	EA	12
1/2" (5/8"OD)	KFGC-012-SS-1111-72	1/2" FIP x 1/2" FIP,	72"	EA	12



ID	Part #	Description		U/M	Qty/ Box
1/2" (5/8"OD)	KFGC-012-SS-1014-12	1/2" MIP x 3/4" MIP,	12"	EA	25
1/2" (5/8"OD)	KFGC-012-SS-1014-18	1/2" MIP x 3/4" MIP,	18"	EA	25
1/2" (5/8"OD)	KFGC-012-SS-1014-24	1/2" MIP x 3/4" MIP,	24"	EA	25
1/2" (5/8"OD)	KFGC-012-SS-1014-30	1/2" MIP x 3/4" MIP,	30"	EA	25
1/2" (5/8"OD)	KFGC-012-SS-1014-36	1/2" MIP x 3/4" MIP,	36"	EA	25
1/2" (5/8"OD)	KFGC-012-SS-1014-48	1/2" MIP x 3/4" MIP,	48"	EA	25
1/2" (5/8"OD)	KFGC-012-SS-1014-60	1/2" MIP x 3/4" MIP,	60"	EA	12
1/2" (5/8"OD)	KFGC-012-SS-1014-72	1/2" MIP x 3/4" MIP,	72"	EA	12

Stainless Steel Flexible ***Gas Connectors***

012-SS Series Connector with Fittings

- Tube : Stainless Steel
- Fitting : Zinc-Plated Steel S45C
- 15/16-16 Thread
- 5/8" OD (1/2" ID)



ID	Part #	Description		U/M	Qty/ Box
1/2" (5/8"OD)	KFGC-012-SS-1015-12	1/2" MIP x 3/4" FIP,	12"	EA	25
1/2" (5/8"OD)	KFGC-012-SS-1015-18	1/2" MIP x 3/4" FIP,	18"	EA	25
1/2" (5/8"OD)	KFGC-012-SS-1015-24	1/2" MIP x 3/4" FIP,	24"	EA	25
1/2" (5/8"OD)	KFGC-012-SS-1015-30	1/2" MIP x 3/4" FIP,	30"	EA	25
1/2" (5/8"OD)	KFGC-012-SS-1015-36	1/2" MIP x 3/4" FIP,	36"	EA	25
1/2" (5/8"OD)	KFGC-012-SS-1015-48	1/2" MIP x 3/4" FIP,	48"	EA	25
1/2" (5/8"OD)	KFGC-012-SS-1015-60	1/2" MIP x 3/4" FIP,	60"	EA	12
1/2" (5/8"OD)	KFGC-012-SS-1015-72	1/2" MIP x 3/4" FIP,	72"	EA	12



ID	Part #	Description		U/M	Qty/ Box
1/2" (5/8"OD)	KFGC-012-SS-1414-12	3/4" MIP x 3/4" MIP,	12"	EA	25
1/2" (5/8"OD)	KFGC-012-SS-1414-18	3/4" MIP x 3/4" MIP,	18"	EA	25
1/2" (5/8"OD)	KFGC-012-SS-1414-24	3/4" MIP x 3/4" MIP,	24"	EA	25
1/2" (5/8"OD)	KFGC-012-SS-1414-30	3/4" MIP x 3/4" MIP,	30"	EA	25
1/2" (5/8"OD)	KFGC-012-SS-1414-36	3/4" MIP x 3/4" MIP,	36"	EA	25
1/2" (5/8"OD)	KFGC-012-SS-1414-48	3/4" MIP x 3/4" MIP,	48"	EA	25
1/2" (5/8"OD)	KFGC-012-SS-1414-60	3/4" MIP x 3/4" MIP,	60"	EA	12
1/2" (5/8"OD)	KFGC-012-SS-1414-72	3/4" MIP x 3/4" MIP,	72"	EA	12



ID	Part #	Description		U/M	Qty/ Box
1/2" (5/8"OD)	KFGC-012-SS-1415-12	3/4" MIP x 3/4" FIP,	12"	EA	25
1/2" (5/8"OD)	KFGC-012-SS-1415-18	3/4" MIP x 3/4" FIP,	18"	EA	25
1/2" (5/8"OD)	KFGC-012-SS-1415-24	3/4" MIP x 3/4" FIP,	24"	EA	25
1/2" (5/8"OD)	KFGC-012-SS-1415-30	3/4" MIP x 3/4" FIP,	30"	EA	25
1/2" (5/8"OD)	KFGC-012-SS-1415-36	3/4" MIP x 3/4" FIP,	36"	EA	25
1/2" (5/8"OD)	KFGC-012-SS-1415-48	3/4" MIP x 3/4" FIP,	48"	EA	25
1/2" (5/8"OD)	KFGC-012-SS-1415-60	3/4" MIP x 3/4" FIP,	60"	EA	12
1/2" (5/8"OD)	KFGC-012-SS-1415-72	3/4" MIP x 3/4" FIP,	72"	EA	12



ID	Part #	Description		U/M	Qty/ Box
1/2" (5/8"OD)	KFGC-012-SS-1515-12	3/4" FIP x 3/4" FIP,	12"	EA	25
1/2" (5/8"OD)	KFGC-012-SS-1515-18	3/4" FIP x 3/4" FIP,	18"	EA	25
1/2" (5/8"OD)	KFGC-012-SS-1515-24	3/4" FIP x 3/4" FIP,	24"	EA	25
1/2" (5/8"OD)	KFGC-012-SS-1515-30	3/4" FIP x 3/4" FIP,	30"	EA	25
1/2" (5/8"OD)	KFGC-012-SS-1515-36	3/4" FIP x 3/4" FIP,	36"	EA	25
1/2" (5/8"OD)	KFGC-012-SS-1515-48	3/4" FIP x 3/4" FIP,	48"	EA	25
1/2" (5/8"OD)	KFGC-012-SS-1515-60	3/4" FIP x 3/4" FIP,	60"	EA	12
1/2" (5/8"OD)	KFGC-012-SS-1515-72	3/4" FIP x 3/4" FIP,	72"	EA	12

Stainless Steel Flexible ***Gas Connectors***

012-SS Series Connector with Ball Valve

- Tube : Stainless Steel
- Fitting : Zinc-Plated Steel S45C, Brass Ball Valve
- 15/16-16Thread
- 5/8" OD (1/2" ID)



ID	Part #	Description	U/M	Qty/ Box
1/2" (5/8"OD)	KFGC-012-SS-1031-12	1/2" MIP x 1/2" B.Valve, 12"	EA	25
1/2" (5/8"OD)	KFGC-012-SS-1031-18	1/2" MIP x 1/2" B.Valve, 18"	EA	25
1/2" (5/8"OD)	KFGC-012-SS-1031-24	1/2" MIP x 1/2" B.Valve, 24"	EA	25
1/2" (5/8"OD)	KFGC-012-SS-1031-30	1/2" MIP x 1/2" B.Valve, 30"	EA	25
1/2" (5/8"OD)	KFGC-012-SS-1031-36	1/2" MIP x 1/2" B.Valve, 36"	EA	25
1/2" (5/8"OD)	KFGC-012-SS-1031-48	1/2" MIP x 1/2" B.Valve, 48"	EA	25
1/2" (5/8"OD)	KFGC-012-SS-1031-60	1/2" MIP x 1/2" B.Valve, 60"	EA	12
1/2" (5/8"OD)	KFGC-012-SS-1031-72	1/2" MIP x 1/2" B.Valve, 72"	EA	12



ID	Part #	Description	U/M	Qty/ Box
1/2" (5/8"OD)	KFGC-012-SS-1033-12	1/2" MIP x 3/4" B.Valve, 12"	EA	25
1/2" (5/8"OD)	KFGC-012-SS-1033-18	1/2" MIP x 3/4" B.Valve, 18"	EA	25
1/2" (5/8"OD)	KFGC-012-SS-1033-24	1/2" MIP x 3/4" B.Valve, 24"	EA	25
1/2" (5/8"OD)	KFGC-012-SS-1033-30	1/2" MIP x 3/4" B.Valve, 30"	EA	25
1/2" (5/8"OD)	KFGC-012-SS-1033-36	1/2" MIP x 3/4" B.Valve, 36"	EA	25
1/2" (5/8"OD)	KFGC-012-SS-1033-48	1/2" MIP x 3/4" B.Valve, 48"	EA	25
1/2" (5/8"OD)	KFGC-012-SS-1033-60	1/2" MIP x 3/4" B.Valve, 60"	EA	12
1/2" (5/8"OD)	KFGC-012-SS-1033-72	1/2" MIP x 3/4" B.Valve, 72"	EA	12

012-SS Series Connector with Angle Valve

- Tube : Stainless Steel
- Fitting : Zinc-Plated Steel S45C, Brass Angle Valve
- 15/16-16Thread
- 5/8" OD (1/2" ID)



ID	Part #	Description	U/M	Qty/ Box
1/2" (5/8"OD)	KFGC-012-SS-1043-12	1/2" MIP x 3/4" A.Valve, 12"	EA	25
1/2" (5/8"OD)	KFGC-012-SS-1043-18	1/2" MIP x 3/4" A.Valve, 18"	EA	25
1/2" (5/8"OD)	KFGC-012-SS-1043-24	1/2" MIP x 3/4" A.Valve, 24"	EA	25
1/2" (5/8"OD)	KFGC-012-SS-1043-30	1/2" MIP x 3/4" A.Valve, 30"	EA	25
1/2" (5/8"OD)	KFGC-012-SS-1043-36	1/2" MIP x 3/4" A.Valve, 36"	EA	25
1/2" (5/8"OD)	KFGC-012-SS-1043-48	1/2" MIP x 3/4" A.Valve, 48"	EA	25
1/2" (5/8"OD)	KFGC-012-SS-1043-60	1/2" MIP x 3/4" A.Valve, 60"	EA	12
1/2" (5/8"OD)	KFGC-012-SS-1043-72	1/2" MIP x 3/4" A.Valve, 72"	EA	12

Stainless Steel Flexible ***Gas Connectors***

012-YE Series Connector with Fittings

- Tube : Stainless Steel
- Coating : Yellow Epoxy
- Fitting : Zinc-Plated Steel S45C
- 15/16-16Thread
- 5/8" OD (1/2" ID)

ID	Part #	Description	U/M	Qty/ Box
1/2" (5/8"OD)	KFGC-012-YE-1010-12	1/2" MIP x 1/2" MIP, 12"	EA	25
1/2" (5/8"OD)	KFGC-012-YE-1010-18	1/2" MIP x 1/2" MIP, 18"	EA	25
1/2" (5/8"OD)	KFGC-012-YE-1010-24	1/2" MIP x 1/2" MIP, 24"	EA	25
1/2" (5/8"OD)	KFGC-012-YE-1010-30	1/2" MIP x 1/2" MIP, 30"	EA	25
1/2" (5/8"OD)	KFGC-012-YE-1010-36	1/2" MIP x 1/2" MIP, 36"	EA	25
1/2" (5/8"OD)	KFGC-012-YE-1010-48	1/2" MIP x 1/2" MIP, 48"	EA	25
1/2" (5/8"OD)	KFGC-012-YE-1010-60	1/2" MIP x 1/2" MIP, 60"	EA	12
1/2" (5/8"OD)	KFGC-012-YE-1010-72	1/2" MIP x 1/2" MIP, 72"	EA	12



ID	Part #	Description	U/M	Qty/ Box
1/2" (5/8"OD)	KFGC-012-YE-1011-12	1/2" MIP x 1/2" FIP, 12"	EA	25
1/2" (5/8"OD)	KFGC-012-YE-1011-18	1/2" MIP x 1/2" FIP, 18"	EA	25
1/2" (5/8"OD)	KFGC-012-YE-1011-24	1/2" MIP x 1/2" FIP, 24"	EA	25
1/2" (5/8"OD)	KFGC-012-YE-1011-30	1/2" MIP x 1/2" FIP, 30"	EA	25
1/2" (5/8"OD)	KFGC-012-YE-1011-36	1/2" MIP x 1/2" FIP, 36"	EA	25
1/2" (5/8"OD)	KFGC-012-YE-1011-48	1/2" MIP x 1/2" FIP, 48"	EA	25
1/2" (5/8"OD)	KFGC-012-YE-1011-60	1/2" MIP x 1/2" FIP, 60"	EA	12
1/2" (5/8"OD)	KFGC-012-YE-1011-72	1/2" MIP x 1/2" FIP, 72"	EA	12



ID	Part #	Description	U/M	Qty/ Box
1/2" (5/8"OD)	KFGC-012-YE-1111-12	1/2" FIP x 1/2" FIP, 12"	EA	25
1/2" (5/8"OD)	KFGC-012-YE-1111-18	1/2" FIP x 1/2" FIP, 18"	EA	25
1/2" (5/8"OD)	KFGC-012-YE-1111-24	1/2" FIP x 1/2" FIP, 24"	EA	25
1/2" (5/8"OD)	KFGC-012-YE-1111-30	1/2" FIP x 1/2" FIP, 30"	EA	25
1/2" (5/8"OD)	KFGC-012-YE-1111-36	1/2" FIP x 1/2" FIP, 36"	EA	25
1/2" (5/8"OD)	KFGC-012-YE-1111-48	1/2" FIP x 1/2" FIP, 48"	EA	25
1/2" (5/8"OD)	KFGC-012-YE-1111-60	1/2" FIP x 1/2" FIP, 60"	EA	12
1/2" (5/8"OD)	KFGC-012-YE-1111-72	1/2" FIP x 1/2" FIP, 72"	EA	12



ID	Part #	Description	U/M	Qty/ Box
1/2" (5/8"OD)	KFGC-012-YE-1014-12	1/2" MIP x 3/4" MIP, 12"	EA	25
1/2" (5/8"OD)	KFGC-012-YE-1014-18	1/2" MIP x 3/4" MIP, 18"	EA	25
1/2" (5/8"OD)	KFGC-012-YE-1014-24	1/2" MIP x 3/4" MIP, 24"	EA	25
1/2" (5/8"OD)	KFGC-012-YE-1014-30	1/2" MIP x 3/4" MIP, 30"	EA	25
1/2" (5/8"OD)	KFGC-012-YE-1014-36	1/2" MIP x 3/4" MIP, 36"	EA	25
1/2" (5/8"OD)	KFGC-012-YE-1014-48	1/2" MIP x 3/4" MIP, 48"	EA	25
1/2" (5/8"OD)	KFGC-012-YE-1014-60	1/2" MIP x 3/4" MIP, 60"	EA	12
1/2" (5/8"OD)	KFGC-012-YE-1014-72	1/2" MIP x 3/4" MIP, 72"	EA	12

Stainless Steel Flexible ***Gas Connectors***

012-YE Series Connector with Fittings

- Tube : Stainless Steel
- Coating : Yellow Epoxy
- Fitting : Zinc-Plated Steel S45C
- 15/16-16 Thread
- 5/8" OD (1/2" ID)



ID	Part #	Description	U/M	Qty/ Box
1/2" (5/8"OD)	KFGC-012-YE-1015-12	1/2" MIP x 3/4" FIP, 12"	EA	25
1/2" (5/8"OD)	KFGC-012-YE-1015-18	1/2" MIP x 3/4" FIP, 18"	EA	25
1/2" (5/8"OD)	KFGC-012-YE-1015-24	1/2" MIP x 3/4" FIP, 24"	EA	25
1/2" (5/8"OD)	KFGC-012-YE-1015-30	1/2" MIP x 3/4" FIP, 30"	EA	25
1/2" (5/8"OD)	KFGC-012-YE-1015-36	1/2" MIP x 3/4" FIP, 36"	EA	25
1/2" (5/8"OD)	KFGC-012-YE-1015-48	1/2" MIP x 3/4" FIP, 48"	EA	25
1/2" (5/8"OD)	KFGC-012-YE-1015-60	1/2" MIP x 3/4" FIP, 60"	EA	12
1/2" (5/8"OD)	KFGC-012-YE-1015-72	1/2" MIP x 3/4" FIP, 72"	EA	12



ID	Part #	Description	U/M	Qty/ Box
1/2" (5/8"OD)	KFGC-012-YE-1414-12	3/4" MIP x 3/4" MIP, 12"	EA	25
1/2" (5/8"OD)	KFGC-012-YE-1414-18	3/4" MIP x 3/4" MIP, 18"	EA	25
1/2" (5/8"OD)	KFGC-012-YE-1414-24	3/4" MIP x 3/4" MIP, 24"	EA	25
1/2" (5/8"OD)	KFGC-012-YE-1414-30	3/4" MIP x 3/4" MIP, 30"	EA	25
1/2" (5/8"OD)	KFGC-012-YE-1414-36	3/4" MIP x 3/4" MIP, 36"	EA	25
1/2" (5/8"OD)	KFGC-012-YE-1414-48	3/4" MIP x 3/4" MIP, 48"	EA	25
1/2" (5/8"OD)	KFGC-012-YE-1414-60	3/4" MIP x 3/4" MIP, 60"	EA	12
1/2" (5/8"OD)	KFGC-012-YE-1414-72	3/4" MIP x 3/4" MIP, 72"	EA	12



ID	Part #	Description	U/M	Qty/ Box
1/2" (5/8"OD)	KFGC-012-YE-1415-12	3/4" MIP x 3/4" FIP, 12"	EA	25
1/2" (5/8"OD)	KFGC-012-YE-1415-18	3/4" MIP x 3/4" FIP, 18"	EA	25
1/2" (5/8"OD)	KFGC-012-YE-1415-24	3/4" MIP x 3/4" FIP, 24"	EA	25
1/2" (5/8"OD)	KFGC-012-YE-1415-30	3/4" MIP x 3/4" FIP, 30"	EA	25
1/2" (5/8"OD)	KFGC-012-YE-1415-36	3/4" MIP x 3/4" FIP, 36"	EA	25
1/2" (5/8"OD)	KFGC-012-YE-1415-48	3/4" MIP x 3/4" FIP, 48"	EA	25
1/2" (5/8"OD)	KFGC-012-YE-1415-60	3/4" MIP x 3/4" FIP, 60"	EA	12
1/2" (5/8"OD)	KFGC-012-YE-1415-72	3/4" MIP x 3/4" FIP, 72"	EA	12



ID	Part #	Description	U/M	Qty/ Box
1/2" (5/8"OD)	KFGC-012-YE-1515-12	3/4" FIP x 3/4" FIP, 12"	EA	25
1/2" (5/8"OD)	KFGC-012-YE-1515-18	3/4" FIP x 3/4" FIP, 18"	EA	25
1/2" (5/8"OD)	KFGC-012-YE-1515-24	3/4" FIP x 3/4" FIP, 24"	EA	25
1/2" (5/8"OD)	KFGC-012-YE-1515-30	3/4" FIP x 3/4" FIP, 30"	EA	25
1/2" (5/8"OD)	KFGC-012-YE-1515-36	3/4" FIP x 3/4" FIP, 36"	EA	25
1/2" (5/8"OD)	KFGC-012-YE-1515-48	3/4" FIP x 3/4" FIP, 48"	EA	25
1/2" (5/8"OD)	KFGC-012-YE-1515-60	3/4" FIP x 3/4" FIP, 60"	EA	12
1/2" (5/8"OD)	KFGC-012-YE-1515-72	3/4" FIP x 3/4" FIP, 72"	EA	12

Stainless Steel Flexible ***Gas Connectors***

012-YE Series Connector with Ball Valve

- Tube : Stainless Steel
- Coating : Yellow Epoxy
- Fitting : Zinc-Plated Steel S45C, Brass Ball Valve
- 15/16-16 Thread
- 5/8" OD (1/2" ID)

ID	Part #	Description	U/M	Qty/ Box
1/2" (5/8"OD)	KFGC-012-YE-1031-12	1/2" MIP x 1/2" B.Valve, 12"	EA	25
1/2" (5/8"OD)	KFGC-012-YE-1031-18	1/2" MIP x 1/2" B.Valve, 18"	EA	25
1/2" (5/8"OD)	KFGC-012-YE-1031-24	1/2" MIP x 1/2" B.Valve, 24"	EA	25
1/2" (5/8"OD)	KFGC-012-YE-1031-30	1/2" MIP x 1/2" B.Valve, 30"	EA	25
1/2" (5/8"OD)	KFGC-012-YE-1031-36	1/2" MIP x 1/2" B.Valve, 36"	EA	25
1/2" (5/8"OD)	KFGC-012-YE-1031-48	1/2" MIP x 1/2" B.Valve, 48"	EA	25
1/2" (5/8"OD)	KFGC-012-YE-1031-60	1/2" MIP x 1/2" B.Valve, 60"	EA	12
1/2" (5/8"OD)	KFGC-012-YE-1031-72	1/2" MIP x 1/2" B.Valve, 72"	EA	12



ID	Part #	Description	U/M	Qty/ Box
1/2" (5/8"OD)	KFGC-012-YE-1033-12	1/2" MIP x 3/4" B.Valve, 12"	EA	25
1/2" (5/8"OD)	KFGC-012-YE-1033-18	1/2" MIP x 3/4" B.Valve, 18"	EA	25
1/2" (5/8"OD)	KFGC-012-YE-1033-24	1/2" MIP x 3/4" B.Valve, 24"	EA	25
1/2" (5/8"OD)	KFGC-012-YE-1033-30	1/2" MIP x 3/4" B.Valve, 30"	EA	25
1/2" (5/8"OD)	KFGC-012-YE-1033-36	1/2" MIP x 3/4" B.Valve, 36"	EA	25
1/2" (5/8"OD)	KFGC-012-YE-1033-48	1/2" MIP x 3/4" B.Valve, 48"	EA	25
1/2" (5/8"OD)	KFGC-012-YE-1033-60	1/2" MIP x 3/4" B.Valve, 60"	EA	12
1/2" (5/8"OD)	KFGC-012-YE-1033-72	1/2" MIP x 3/4" B.Valve, 72"	EA	12



012-YE Series Connector with Angle Valve

- Tube : Stainless Steel
- Coating : Yellow Epoxy
- Fitting : Zinc-Plated Steel S45C, Brass Angle Valve
- 15/16-16 Thread
- 5/8" OD (1/2" ID)

ID	Part #	Description	U/M	Qty/ Box
1/2" (5/8"OD)	KFGC-012-YE-1043-12	1/2" MIP x 3/4" A.Valve, 12"	EA	25
1/2" (5/8"OD)	KFGC-012-YE-1043-18	1/2" MIP x 3/4" A.Valve, 18"	EA	25
1/2" (5/8"OD)	KFGC-012-YE-1043-24	1/2" MIP x 3/4" A.Valve, 24"	EA	25
1/2" (5/8"OD)	KFGC-012-YE-1043-30	1/2" MIP x 3/4" A.Valve, 30"	EA	25
1/2" (5/8"OD)	KFGC-012-YE-1043-36	1/2" MIP x 3/4" A.Valve, 36"	EA	25
1/2" (5/8"OD)	KFGC-012-YE-1043-48	1/2" MIP x 3/4" A.Valve, 48"	EA	25
1/2" (5/8"OD)	KFGC-012-YE-1043-60	1/2" MIP x 3/4" A.Valve, 60"	EA	12
1/2" (5/8"OD)	KFGC-012-YE-1043-72	1/2" MIP x 3/4" A.Valve, 72"	EA	12



Stainless Steel Flexible ***Gas Connectors***

034-SS Series Connector with Fittings

- Tube : Stainless Steel
- Fitting : Zinc-Plated Steel S45C
- 1-1/8-16 Thread
- 1" OD (3/4" ID)



ID	Part #	Description		U/M	Qty/ Box
3/4" (1"OD)	KFGC-034-SS-1414-12	3/4" MIP x 3/4" MIP,	12"	EA	25
3/4" (1"OD)	KFGC-034-SS-1414-18	3/4" MIP x 3/4" MIP,	18"	EA	25
3/4" (1"OD)	KFGC-034-SS-1414-24	3/4" MIP x 3/4" MIP,	24"	EA	25
3/4" (1"OD)	KFGC-034-SS-1414-30	3/4" MIP x 3/4" MIP,	30"	EA	25
3/4" (1"OD)	KFGC-034-SS-1414-36	3/4" MIP x 3/4" MIP,	36"	EA	25
3/4" (1"OD)	KFGC-034-SS-1414-48	3/4" MIP x 3/4" MIP,	48"	EA	25
3/4" (1"OD)	KFGC-034-SS-1414-60	3/4" MIP x 3/4" MIP,	60"	EA	12
3/4" (1"OD)	KFGC-034-SS-1414-72	3/4" MIP x 3/4" MIP,	72"	EA	12



ID	Part #	Description		U/M	Qty/ Box
3/4" (1"OD)	KFGC-034-SS-1415-12	3/4" MIP x 3/4" FIP,	12"	EA	25
3/4" (1"OD)	KFGC-034-SS-1415-18	3/4" MIP x 3/4" FIP,	18"	EA	25
3/4" (1"OD)	KFGC-034-SS-1415-24	3/4" MIP x 3/4" FIP,	24"	EA	25
3/4" (1"OD)	KFGC-034-SS-1415-30	3/4" MIP x 3/4" FIP,	30"	EA	25
3/4" (1"OD)	KFGC-034-SS-1415-36	3/4" MIP x 3/4" FIP,	36"	EA	25
3/4" (1"OD)	KFGC-034-SS-1415-48	3/4" MIP x 3/4" FIP,	48"	EA	25
3/4" (1"OD)	KFGC-034-SS-1415-60	3/4" MIP x 3/4" FIP,	60"	EA	12
3/4" (1"OD)	KFGC-034-SS-1415-72	3/4" MIP x 3/4" FIP,	72"	EA	12



ID	Part #	Description		U/M	Qty/ Box
3/4" (1"OD)	KFGC-034-SS-1515-12	3/4" FIP x 3/4" FIP,	12"	EA	25
3/4" (1"OD)	KFGC-034-SS-1515-18	3/4" FIP x 3/4" FIP,	18"	EA	25
3/4" (1"OD)	KFGC-034-SS-1515-24	3/4" FIP x 3/4" FIP,	24"	EA	25
3/4" (1"OD)	KFGC-034-SS-1515-30	3/4" FIP x 3/4" FIP,	30"	EA	25
3/4" (1"OD)	KFGC-034-SS-1515-36	3/4" FIP x 3/4" FIP,	36"	EA	25
3/4" (1"OD)	KFGC-034-SS-1515-48	3/4" FIP x 3/4" FIP,	48"	EA	25
3/4" (1"OD)	KFGC-034-SS-1515-60	3/4" FIP x 3/4" FIP,	60"	EA	12
3/4" (1"OD)	KFGC-034-SS-1515-72	3/4" FIP x 3/4" FIP,	72"	EA	12

Stainless Steel Flexible ***Gas Connectors***

034-YE Series Connector with Fittings

- Tube : Stainless Steel
- Coating : Yellow Epoxy
- Fitting : Zinc-Plated Steel S45C
- 1-1/8-16 Thread
- 1" OD (3/4" ID)



ID	Part #	Description		U/M	Qty/ Box
3/4" (1"OD)	KFGC-034-YE-1414-12	3/4" MIP x 3/4" MIP,	12"	EA	25
3/4" (1"OD)	KFGC-034-YE-1414-18	3/4" MIP x 3/4" MIP,	18"	EA	25
3/4" (1"OD)	KFGC-034-YE-1414-24	3/4" MIP x 3/4" MIP,	24"	EA	25
3/4" (1"OD)	KFGC-034-YE-1414-30	3/4" MIP x 3/4" MIP,	30"	EA	25
3/4" (1"OD)	KFGC-034-YE-1414-36	3/4" MIP x 3/4" MIP,	36"	EA	25
3/4" (1"OD)	KFGC-034-YE-1414-48	3/4" MIP x 3/4" MIP,	48"	EA	25
3/4" (1"OD)	KFGC-034-YE-1414-60	3/4" MIP x 3/4" MIP,	60"	EA	12
3/4" (1"OD)	KFGC-034-YE-1414-72	3/4" MIP x 3/4" MIP,	72"	EA	12



ID	Part #	Description		U/M	Qty/ Box
3/4" (1"OD)	KFGC-034-YE-1415-12	3/4" MIP x 3/4" FIP,	12"	EA	25
3/4" (1"OD)	KFGC-034-YE-1415-18	3/4" MIP x 3/4" FIP,	18"	EA	25
3/4" (1"OD)	KFGC-034-YE-1415-24	3/4" MIP x 3/4" FIP,	24"	EA	25
3/4" (1"OD)	KFGC-034-YE-1415-30	3/4" MIP x 3/4" FIP,	30"	EA	25
3/4" (1"OD)	KFGC-034-YE-1415-36	3/4" MIP x 3/4" FIP,	36"	EA	25
3/4" (1"OD)	KFGC-034-YE-1415-48	3/4" MIP x 3/4" FIP,	48"	EA	25
3/4" (1"OD)	KFGC-034-YE-1415-60	3/4" MIP x 3/4" FIP,	60"	EA	12
3/4" (1"OD)	KFGC-034-YE-1415-72	3/4" MIP x 3/4" FIP,	72"	EA	12



ID	Part #	Description		U/M	Qty/ Box
3/4" (1"OD)	KFGC-034-YE-1515-12	3/4" FIP x 3/4" FIP,	12"	EA	25
3/4" (1"OD)	KFGC-034-YE-1515-18	3/4" FIP x 3/4" FIP,	18"	EA	25
3/4" (1"OD)	KFGC-034-YE-1515-24	3/4" FIP x 3/4" FIP,	24"	EA	25
3/4" (1"OD)	KFGC-034-YE-1515-30	3/4" FIP x 3/4" FIP,	30"	EA	25
3/4" (1"OD)	KFGC-034-YE-1515-36	3/4" FIP x 3/4" FIP,	36"	EA	25
3/4" (1"OD)	KFGC-034-YE-1515-48	3/4" FIP x 3/4" FIP,	48"	EA	25
3/4" (1"OD)	KFGC-034-YE-1515-60	3/4" FIP x 3/4" FIP,	60"	EA	12
3/4" (1"OD)	KFGC-034-YE-1515-72	3/4" FIP x 3/4" FIP,	72"	EA	12

NEW Automatic Safety Valve for Gas Appliance

Automatic Excess Flow Shut-off Connectors

In the case of a gas line rupture or a disconnect from the appliance, Koflex's Gastop EFV detects the increase of gas flow and immediately shuts-off the supply of gas. Gas flow is controlled only at the appliance where the problem exists. The valve will remain activated until the gas line is replaced.

- Automatic Activation
- Simple Reset
- Battery Not Required
- 100% Performance Tested



Excess Flow Valve (EFV)

Stainless Steel Flexible ***Gas Connectors***

Gastop

Product Testing

Strength Test	Withstands an internal hydrostatic pressure of 250 psi (17MPa) without bursting or leaking
Bending Test	Withstands 30 bends without leaking in depths less than 2 inches of water
Torsion Test	Withstands 15 applications of 90° twists
Durability at High Temperature Test	Withstands temperatures of up to 800°F
Strength of Fittings	Does not leak within a tightened torque of 1,040 inch-pounds

Certifcations, Approvals, Listings and Compliance

United States | CSA USA Standards Association

- ANSI Z 21.24 Connectors for Gas Appliances
- ANSI Z 21.75 Connectors for Outdoor Appliances and Manufactured Homes
- ANSI Z 21.93 Excess Flow Valves for Natural and LP Gas with Pressures of Up to 5 psig

Canada | CSA Canadian Standards Association

- CSA 6.10 Connectors for Gas Appliances
- CSA 6.27 Connectors for Outdoor Appliances and Manufactured Homes
- Meets the requirements of CSA B149.1 National Gas and Propane Installation Code
- CSA 6.30 Excess Flow Valves for Natural and LP Gas with Pressures of Up to 5 psig

C US

Sizing and Model Selection

Model No.	Connection		Rated Trip Flow Rate(kBtu/hr)			Maximum Flow Capacity(kBtu/hr)		
Flow Direction	Inlet	Outlet	Horizontal	Vertical Up	Vertical Down	Horizontal	Vertical Up	Vertical Down
G014-10A	1/2" MIP	3/8" OD Flare	107 @ 0.94	113 @ 0.99	103 @ 0.90	84 @ 0.50	83 @ 0.50	84 @ 0.50
G014-12A	3/8" MIP	3/8" OD Flare						
G014-11A	1/2" FIP	3/8" OD Flare						
G014-13A	3/8" FIP	3/8" OD Flare						
G038-10A	1/2" MIP	1/2" OD Flare	166 @ 0.87	149 @ 1.29	139 @ 0.63	133 @ 0.50	97 @ 0.50	123 @ 0.50
G038-12A	3/8" MIP	1/2" OD Flare						
G038-11A	1/2" FIP	1/2" OD Flare						
G038-13A	3/8" FIP	1/2" OD Flare						
G012-10A	1/2" MIP	5/8" OD Flare	202 @ 1.39	214 @ 1.24	178 @ 0.97	121 @ 0.50	105 @ 0.50	133 @ 0.50
G012-14A	3/4" MIP	5/8" OD Flare						
G012-11A	1/2" FIP	5/8" OD Flare						
G012-15A	3/4" FIP	5/8" OD Flare						

- Rated Trip Flow and Max Flow Capacity values are kBTU/max. "w.c PD (natural gas.0.64 s.g.. 1000 BTU/cu.ft.)
- A minimum of 5" w.c inlet pressure is required with a maximum inlet pressure of 14" w.c. (1/2 psig)
- Operating temperature range. -20°F ~ 150°F (-29°C ~ 66°C)
- EFV type: EFVNB
- Installation orientation: Multi-position (horizontal, vertical up, vertical down)

CSA Group

Certificate of Compliance

Certificate: 70056507 (238420) **Master Contract:** 238420

Project: 70081678 **Date Issued:** 2016-08-09

Issued to: **Kofulso Co., Ltd.**
377-8 Gumgok-Dong, Seo-Gu
Inchon City,
SOUTH KOREA
Attention: Steven Cho

The products listed below are eligible to bear the CSA Mark shown with adjacent indicators 'C' and 'US' for Canada and US or with adjacent indicator 'US' for US only or without either indicator for Canada only.

C US

Issued by: *James Sekerak*
James Sekerak

PRODUCTS
CLASS - C337187 - VALVES (GAS)-Excess Flow-Certified to U.S. Standards
CLASS - C337107 - VALVES (GAS)-Excess Flow

For details related to rating, size, configuration, etc. reference should be made to the CSA Certification Record or the descriptive report.

For Use With Natural and Propane Gas
For use with Natural and Liquefied Petroleum Gases

Trade Name: GASTOP

Model	Pressure Rating	Inlet	Outlet
G012-10V	1/2 psig	1/2"MIP	5/8" OD (15/16"-16 UNF-2A) flare
G012-11V	1/2 psig	1/2"FIP	5/8" OD (15/16"-16 UNF-2A) flare
G012-14V	1/2 psig	3/4"MIP	5/8" OD (15/16"-16 UNF-2A) flare
G012-15V	1/2 psig	3/4"FIP	5/8" OD (15/16"-16 UNF-2A) flare
G014-10V	1/2 psig	1/2"MIP	3/8"OD (5/8"-18 UNF-2A) flare
G014-11V	1/2 psig	1/2"FIP	3/8"OD (5/8"-18 UNF-2A) flare

Stainless Steel Flexible ***Gas Connectors***

Gastop

Parts Numbering System

KFGC - 012 - SS - 10A 10 - 12

TUBE ID | COATING | EFV | FITTINGS | LENGTH

TUBE ID

Part#	Size (ID)	Thread
014	1/4" ID (3/8" OD)	5/8"-18
038	3/8" ID (1/2" OD)	3/4"-16
012	1/2" ID (5/8" OD)	15/16"-16
034	3/4" ID (1" OD)	1-1/8"-16

COATING

Part#	
SS	Uncoated Stainless Steel 304
YE	Yellow Epoxy Coated Stainless Steel 304
BE	Black Epoxy Coated Stainless Steel 304

ADAPTERS/ VALVES

Part#	Size (ID)	Part#	Size (ID)
10A	1/2" MIP EFV	10	1/2" MIP
11A	1/2" FIP EFV	11	1/2" FIP
12A	3/8" MIP EFV	12	3/8" MIP
13A	3/8" FIP EFV	13	3/8" FIP
14A	3/4" MIP EFV	14	3/4" MIP

LENGTH

Part#
12"
18"
24"
30"
36"
48"
60"
72"

Stainless Steel Flexible ***Gas Connectors***

Gastop

014-SS Series Connector with Fittings / EFV

- Tube : Stainless Steel
- Fitting : Zinc-Plated Steel S45C
- 5/8-18Thread
- 3/8" OD (1/4" ID)



ID	Part #	Description	U/M	Qty/ Box
1/4" (3/8"OD)	KFGC-014-SS-10A10-12	1/2" M.EFV x 1/2" MIP, 12"	EA	25
1/4" (3/8"OD)	KFGC-014-SS-10A10-18	1/2" M.EFV x 1/2" MIP, 18"	EA	25
1/4" (3/8"OD)	KFGC-014-SS-10A10-24	1/2" M.EFV x 1/2" MIP, 24"	EA	25
1/4" (3/8"OD)	KFGC-014-SS-10A10-30	1/2" M.EFV x 1/2" MIP, 30"	EA	25
1/4" (3/8"OD)	KFGC-014-SS-10A10-36	1/2" M.EFV x 1/2" MIP, 36"	EA	25
1/4" (3/8"OD)	KFGC-014-SS-10A10-48	1/2" M.EFV x 1/2" MIP, 48"	EA	25
1/4" (3/8"OD)	KFGC-014-SS-10A10-60	1/2" M.EFV x 1/2" MIP, 60"	EA	12
1/4" (3/8"OD)	KFGC-014-SS-10A10-72	1/2" M.EFV x 1/2" MIP, 72"	EA	12



ID	Part #	Description	U/M	Qty/ Box
1/4" (3/8"OD)	KFGC-014-SS-10A11-12	1/2" M.EFV x 1/2" FIP, 12"	EA	25
1/4" (3/8"OD)	KFGC-014-SS-10A11-18	1/2" M.EFV x 1/2" FIP, 18"	EA	25
1/4" (3/8"OD)	KFGC-014-SS-10A11-24	1/2" M.EFV x 1/2" FIP, 24"	EA	25
1/4" (3/8"OD)	KFGC-014-SS-10A11-30	1/2" M.EFV x 1/2" FIP, 30"	EA	25
1/4" (3/8"OD)	KFGC-014-SS-10A11-36	1/2" M.EFV x 1/2" FIP, 36"	EA	25
1/4" (3/8"OD)	KFGC-014-SS-10A11-48	1/2" M.EFV x 1/2" FIP, 48"	EA	25
1/4" (3/8"OD)	KFGC-014-SS-10A11-60	1/2" M.EFV x 1/2" FIP, 60"	EA	12
1/4" (3/8"OD)	KFGC-014-SS-10A11-72	1/2" M.EFV x 1/2" FIP, 72"	EA	12



ID	Part #	Description	U/M	Qty/ Box
1/4" (3/8"OD)	KFGC-014-SS-10A12-12	1/2" M.EFV x 3/8" MIP, 12"	EA	25
1/4" (3/8"OD)	KFGC-014-SS-10A12-18	1/2" M.EFV x 3/8" MIP, 18"	EA	25
1/4" (3/8"OD)	KFGC-014-SS-10A12-24	1/2" M.EFV x 3/8" MIP, 24"	EA	25
1/4" (3/8"OD)	KFGC-014-SS-10A12-30	1/2" M.EFV x 3/8" MIP, 30"	EA	25
1/4" (3/8"OD)	KFGC-014-SS-10A12-36	1/2" M.EFV x 3/8" MIP, 36"	EA	25
1/4" (3/8"OD)	KFGC-014-SS-10A12-48	1/2" M.EFV x 3/8" MIP, 48"	EA	25
1/4" (3/8"OD)	KFGC-014-SS-10A12-60	1/2" M.EFV x 3/8" MIP, 60"	EA	12
1/4" (3/8"OD)	KFGC-014-SS-10A12-72	1/2" M.EFV x 3/8" MIP, 72"	EA	12



ID	Part #	Description	U/M	Qty/ Box
1/4" (3/8"OD)	KFGC-014-SS-10A13-12	1/2" M.EFV x 3/8" FIP, 12"	EA	25
1/4" (3/8"OD)	KFGC-014-SS-10A13-18	1/2" M.EFV x 3/8" FIP, 18"	EA	25
1/4" (3/8"OD)	KFGC-014-SS-10A13-24	1/2" M.EFV x 3/8" FIP, 24"	EA	25
1/4" (3/8"OD)	KFGC-014-SS-10A13-30	1/2" M.EFV x 3/8" FIP, 30"	EA	25
1/4" (3/8"OD)	KFGC-014-SS-10A13-36	1/2" M.EFV x 3/8" FIP, 36"	EA	25
1/4" (3/8"OD)	KFGC-014-SS-10A13-48	1/2" M.EFV x 3/8" FIP, 48"	EA	25
1/4" (3/8"OD)	KFGC-014-SS-10A13-60	1/2" M.EFV x 3/8" FIP, 60"	EA	12
1/4" (3/8"OD)	KFGC-014-SS-10A13-72	1/2" M.EFV x 3/8" FIP, 72"	EA	12

Stainless Steel Flexible ***Gas Connectors***

Gastop

014-SS Series Connector with Fittings / EFV

- Tube : Stainless Steel
- Fitting : Zinc-Plated Steel S45C
- 5/8-18Thread
- 3/8" OD (1/4" ID)

ID	Part #	Description	U/M	Qty/ Box
1/4" (3/8"OD)	KFGC-014-SS-12A13-12	3/8" M.EFV x 3/8" FIP, 12"	EA	25
1/4" (3/8"OD)	KFGC-014-SS-12A13-18	3/8" M.EFV x 3/8" FIP, 18"	EA	25
1/4" (3/8"OD)	KFGC-014-SS-12A13-24	3/8" M.EFV x 3/8" FIP, 24"	EA	25
1/4" (3/8"OD)	KFGC-014-SS-12A13-30	3/8" M.EFV x 3/8" FIP, 30"	EA	25
1/4" (3/8"OD)	KFGC-014-SS-12A13-36	3/8" M.EFV x 3/8" FIP, 36"	EA	25
1/4" (3/8"OD)	KFGC-014-SS-12A13-48	3/8" M.EFV x 3/8" FIP, 48"	EA	25
1/4" (3/8"OD)	KFGC-014-SS-12A13-60	3/8" M.EFV x 3/8" FIP, 60"	EA	12
1/4" (3/8"OD)	KFGC-014-SS-12A13-72	3/8" M.EFV x 3/8" FIP, 72"	EA	12



Stainless Steel Flexible ***Gas Connectors***

Gastop

014-YE Series Connector with Fittings / EFV

- Tube : Stainless Steel
- Coating : Yellow Epoxy
- Fitting : Zinc-Plated Steel S45C
- 5/8-18 Thread
- 3/8" OD (1/4" ID)



ID	Part #	Description	U/M	Qty/ Box
1/4" (3/8"OD)	KFGC-014-YE-10A10-12	1/2" M.EFV x 1/2" MIP, 12"	EA	25
1/4" (3/8"OD)	KFGC-014-YE-10A10-18	1/2" M.EFV x 1/2" MIP, 18"	EA	25
1/4" (3/8"OD)	KFGC-014-YE-10A10-24	1/2" M.EFV x 1/2" MIP, 24"	EA	25
1/4" (3/8"OD)	KFGC-014-YE-10A10-30	1/2" M.EFV x 1/2" MIP, 30"	EA	25
1/4" (3/8"OD)	KFGC-014-YE-10A10-36	1/2" M.EFV x 1/2" MIP, 36"	EA	25
1/4" (3/8"OD)	KFGC-014-YE-10A10-48	1/2" M.EFV x 1/2" MIP, 48"	EA	25
1/4" (3/8"OD)	KFGC-014-YE-10A10-60	1/2" M.EFV x 1/2" MIP, 60"	EA	12
1/4" (3/8"OD)	KFGC-014-YE-10A10-72	1/2" M.EFV x 1/2" MIP, 72"	EA	12



ID	Part #	Description	U/M	Qty/ Box
1/4" (3/8"OD)	KFGC-014-YE-10A11-12	1/2" M.EFV x 1/2" FIP, 12"	EA	25
1/4" (3/8"OD)	KFGC-014-YE-10A11-18	1/2" M.EFV x 1/2" FIP, 18"	EA	25
1/4" (3/8"OD)	KFGC-014-YE-10A11-24	1/2" M.EFV x 1/2" FIP, 24"	EA	25
1/4" (3/8"OD)	KFGC-014-YE-10A11-30	1/2" M.EFV x 1/2" FIP, 30"	EA	25
1/4" (3/8"OD)	KFGC-014-YE-10A11-36	1/2" M.EFV x 1/2" FIP, 36"	EA	25
1/4" (3/8"OD)	KFGC-014-YE-10A11-48	1/2" M.EFV x 1/2" FIP, 48"	EA	25
1/4" (3/8"OD)	KFGC-014-YE-10A11-60	1/2" M.EFV x 1/2" FIP, 60"	EA	12
1/4" (3/8"OD)	KFGC-014-YE-10A11-72	1/2" M.EFV x 1/2" FIP, 72"	EA	12



ID	Part #	Description	U/M	Qty/ Box
1/4" (3/8"OD)	KFGC-014-YE-10A12-12	1/2" M.EFV x 3/8" MIP, 12"	EA	25
1/4" (3/8"OD)	KFGC-014-YE-10A12-18	1/2" M.EFV x 3/8" MIP, 18"	EA	25
1/4" (3/8"OD)	KFGC-014-YE-10A12-24	1/2" M.EFV x 3/8" MIP, 24"	EA	25
1/4" (3/8"OD)	KFGC-014-YE-10A12-30	1/2" M.EFV x 3/8" MIP, 30"	EA	25
1/4" (3/8"OD)	KFGC-014-YE-10A12-36	1/2" M.EFV x 3/8" MIP, 36"	EA	25
1/4" (3/8"OD)	KFGC-014-YE-10A12-48	1/2" M.EFV x 3/8" MIP, 48"	EA	25
1/4" (3/8"OD)	KFGC-014-YE-10A12-60	1/2" M.EFV x 3/8" MIP, 60"	EA	12
1/4" (3/8"OD)	KFGC-014-YE-10A12-72	1/2" M.EFV x 3/8" MIP, 72"	EA	12



ID	Part #	Description	U/M	Qty/ Box
1/4" (3/8"OD)	KFGC-014-YE-10A13-12	1/2" M.EFV x 3/8" FIP, 12"	EA	25
1/4" (3/8"OD)	KFGC-014-YE-10A13-18	1/2" M.EFV x 3/8" FIP, 18"	EA	25
1/4" (3/8"OD)	KFGC-014-YE-10A13-24	1/2" M.EFV x 3/8" FIP, 24"	EA	25
1/4" (3/8"OD)	KFGC-014-YE-10A13-30	1/2" M.EFV x 3/8" FIP, 30"	EA	25
1/4" (3/8"OD)	KFGC-014-YE-10A13-36	1/2" M.EFV x 3/8" FIP, 36"	EA	25
1/4" (3/8"OD)	KFGC-014-YE-10A13-48	1/2" M.EFV x 3/8" FIP, 48"	EA	25
1/4" (3/8"OD)	KFGC-014-YE-10A13-60	1/2" M.EFV x 3/8" FIP, 60"	EA	12
1/4" (3/8"OD)	KFGC-014-YE-10A13-72	1/2" M.EFV x 3/8" FIP, 72"	EA	12

Stainless Steel Flexible ***Gas Connectors***

Gastop

014-YE Series Connector with Fittings / EFV

- Tube : Stainless Steel
- Coating : Yellow Epoxy
- Fitting : Zinc-Plated Steel S45C
- 5/8-18 Thread
- 3/8" OD (1/4" ID)

ID	Part #	Description	U/M	Qty/ Box
1/4" (3/8"OD)	KFGC-014-SS-12A13-12	3/8" M.EFV x 3/8" FIP, 12"	EA	25
1/4" (3/8"OD)	KFGC-014-SS-12A13-18	3/8" M.EFV x 3/8" FIP, 18"	EA	25
1/4" (3/8"OD)	KFGC-014-SS-12A13-24	3/8" M.EFV x 3/8" FIP, 24"	EA	25
1/4" (3/8"OD)	KFGC-014-SS-12A13-30	3/8" M.EFV x 3/8" FIP, 30"	EA	25
1/4" (3/8"OD)	KFGC-014-SS-12A13-36	3/8" M.EFV x 3/8" FIP, 36"	EA	25
1/4" (3/8"OD)	KFGC-014-SS-12A13-48	3/8" M.EFV x 3/8" FIP, 48"	EA	25
1/4" (3/8"OD)	KFGC-014-SS-12A13-60	3/8" M.EFV x 3/8" FIP, 60"	EA	12
1/4" (3/8"OD)	KFGC-014-SS-12A13-72	3/8" M.EFV x 3/8" FIP, 72"	EA	12



Stainless Steel Flexible ***Gas Connectors***

Gastop

014-BE Series Connector with Fittings / EFV

- Tube : Stainless Steel
- Coating : Black Epoxy
- Fitting : Zinc-Plated Steel S45C
- 5/8-18 Thread
- 3/8" OD (1/4" ID)



ID	Part #	Description	U/M	Qty/ Box
1/4" (3/8"OD)	KFGC-014-BE-10A10-12	1/2" M.EFV x 1/2" MIP, 12"	EA	25
1/4" (3/8"OD)	KFGC-014-BE-10A10-18	1/2" M.EFV x 1/2" MIP, 18"	EA	25
1/4" (3/8"OD)	KFGC-014-BE-10A10-24	1/2" M.EFV x 1/2" MIP, 24"	EA	25
1/4" (3/8"OD)	KFGC-014-BE-10A10-30	1/2" M.EFV x 1/2" MIP, 30"	EA	25
1/4" (3/8"OD)	KFGC-014-BE-10A10-36	1/2" M.EFV x 1/2" MIP, 36"	EA	25
1/4" (3/8"OD)	KFGC-014-BE-10A10-48	1/2" M.EFV x 1/2" MIP, 48"	EA	25
1/4" (3/8"OD)	KFGC-014-BE-10A10-60	1/2" M.EFV x 1/2" MIP, 60"	EA	12
1/4" (3/8"OD)	KFGC-014-BE-10A10-72	1/2" M.EFV x 1/2" MIP, 72"	EA	12



ID	Part #	Description	U/M	Qty/ Box
1/4" (3/8"OD)	KFGC-014-BE-10A11-12	1/2" M.EFV x 1/2" FIP, 12"	EA	25
1/4" (3/8"OD)	KFGC-014-BE-10A11-18	1/2" M.EFV x 1/2" FIP, 18"	EA	25
1/4" (3/8"OD)	KFGC-014-BE-10A11-24	1/2" M.EFV x 1/2" FIP, 24"	EA	25
1/4" (3/8"OD)	KFGC-014-BE-10A11-30	1/2" M.EFV x 1/2" FIP, 30"	EA	25
1/4" (3/8"OD)	KFGC-014-BE-10A11-36	1/2" M.EFV x 1/2" FIP, 36"	EA	25
1/4" (3/8"OD)	KFGC-014-BE-10A11-48	1/2" M.EFV x 1/2" FIP, 48"	EA	25
1/4" (3/8"OD)	KFGC-014-BE-10A11-60	1/2" M.EFV x 1/2" FIP, 60"	EA	12
1/4" (3/8"OD)	KFGC-014-BE-10A11-72	1/2" M.EFV x 1/2" FIP, 72"	EA	12



ID	Part #	Description	U/M	Qty/ Box
1/4" (3/8"OD)	KFGC-014-BE-10A12-12	1/2" M.EFV x 3/8" MIP, 12"	EA	25
1/4" (3/8"OD)	KFGC-014-BE-10A12-18	1/2" M.EFV x 3/8" MIP, 18"	EA	25
1/4" (3/8"OD)	KFGC-014-BE-10A12-24	1/2" M.EFV x 3/8" MIP, 24"	EA	25
1/4" (3/8"OD)	KFGC-014-BE-10A12-30	1/2" M.EFV x 3/8" MIP, 30"	EA	25
1/4" (3/8"OD)	KFGC-014-BE-10A12-36	1/2" M.EFV x 3/8" MIP, 36"	EA	25
1/4" (3/8"OD)	KFGC-014-BE-10A12-48	1/2" M.EFV x 3/8" MIP, 48"	EA	25
1/4" (3/8"OD)	KFGC-014-BE-10A12-60	1/2" M.EFV x 3/8" MIP, 60"	EA	12
1/4" (3/8"OD)	KFGC-014-BE-10A12-72	1/2" M.EFV x 3/8" MIP, 72"	EA	12



ID	Part #	Description	U/M	Qty/ Box
1/4" (3/8"OD)	KFGC-014-BE-10A13-12	1/2" M.EFV x 3/8" FIP, 12"	EA	25
1/4" (3/8"OD)	KFGC-014-BE-10A13-18	1/2" M.EFV x 3/8" FIP, 18"	EA	25
1/4" (3/8"OD)	KFGC-014-BE-10A13-24	1/2" M.EFV x 3/8" FIP, 24"	EA	25
1/4" (3/8"OD)	KFGC-014-BE-10A13-30	1/2" M.EFV x 3/8" FIP, 30"	EA	25
1/4" (3/8"OD)	KFGC-014-BE-10A13-36	1/2" M.EFV x 3/8" FIP, 36"	EA	25
1/4" (3/8"OD)	KFGC-014-BE-10A13-48	1/2" M.EFV x 3/8" FIP, 48"	EA	25
1/4" (3/8"OD)	KFGC-014-BE-10A13-60	1/2" M.EFV x 3/8" FIP, 60"	EA	12
1/4" (3/8"OD)	KFGC-014-BE-10A13-72	1/2" M.EFV x 3/8" FIP, 72"	EA	12

Stainless Steel Flexible ***Gas Connectors***

Gastop

014-BE Series Connector with Fittings / EFV

- Tube : Stainless Steel
- Coating : Black Epoxy
- Fitting : Zinc-Plated Steel S45C
- 5/8-18 Thread
- 3/8" OD (1/4" ID)

ID	Part #	Description	U/M	Qty/ Box
1/4" (3/8"OD)	KFGC-014-BE-12A13-12	3/8" M.EFV x 3/8" FIP, 12"	EA	25
1/4" (3/8"OD)	KFGC-014-BE-12A13-18	3/8" M.EFV x 3/8" FIP, 18"	EA	25
1/4" (3/8"OD)	KFGC-014-BE-12A13-24	3/8" M.EFV x 3/8" FIP, 24"	EA	25
1/4" (3/8"OD)	KFGC-014-BE-12A13-30	3/8" M.EFV x 3/8" FIP, 30"	EA	25
1/4" (3/8"OD)	KFGC-014-BE-12A13-36	3/8" M.EFV x 3/8" FIP, 36"	EA	25
1/4" (3/8"OD)	KFGC-014-BE-12A13-48	3/8" M.EFV x 3/8" FIP, 48"	EA	25
1/4" (3/8"OD)	KFGC-014-BE-12A13-60	3/8" M.EFV x 3/8" FIP, 60"	EA	12
1/4" (3/8"OD)	KFGC-014-BE-12A13-72	3/8" M.EFV x 3/8" FIP, 72"	EA	12



Stainless Steel Flexible ***Gas Connectors***

Gastop

038-SS Series Connector with Fittings / EFV

- Tube : Stainless Steel
- Fitting : Zinc-Plated Steel S45C
- 3/4-16Thread
- 1/2" OD (3/8" ID)



ID	Part #	Description	U/M	Qty/ Box
3/8" (1/2"OD)	KFGC-038-SS-10A10-12	1/2" M.EFV x 1/2" MIP, 12"	EA	25
3/8" (1/2"OD)	KFGC-038-SS-10A10-18	1/2" M.EFV x 1/2" MIP, 18"	EA	25
3/8" (1/2"OD)	KFGC-038-SS-10A10-24	1/2" M.EFV x 1/2" MIP, 24"	EA	25
3/8" (1/2"OD)	KFGC-038-SS-10A10-30	1/2" M.EFV x 1/2" MIP, 30"	EA	25
3/8" (1/2"OD)	KFGC-038-SS-10A10-36	1/2" M.EFV x 1/2" MIP, 36"	EA	25
3/8" (1/2"OD)	KFGC-038-SS-10A10-48	1/2" M.EFV x 1/2" MIP, 48"	EA	25
3/8" (1/2"OD)	KFGC-038-SS-10A10-60	1/2" M.EFV x 1/2" MIP, 60"	EA	12
3/8" (1/2"OD)	KFGC-038-SS-10A10-72	1/2" M.EFV x 1/2" MIP, 72"	EA	12



ID	Part #	Description	U/M	Qty/ Box
3/8" (1/2"OD)	KFGC-038-SS-10A11-12	1/2" M.EFV x 1/2" FIP, 12"	EA	25
3/8" (1/2"OD)	KFGC-038-SS-10A11-18	1/2" M.EFV x 1/2" FIP, 18"	EA	25
3/8" (1/2"OD)	KFGC-038-SS-10A11-24	1/2" M.EFV x 1/2" FIP, 24"	EA	25
3/8" (1/2"OD)	KFGC-038-SS-10A11-30	1/2" M.EFV x 1/2" FIP, 30"	EA	25
3/8" (1/2"OD)	KFGC-038-SS-10A11-36	1/2" M.EFV x 1/2" FIP, 36"	EA	25
3/8" (1/2"OD)	KFGC-038-SS-10A11-48	1/2" M.EFV x 1/2" FIP, 48"	EA	25
3/8" (1/2"OD)	KFGC-038-SS-10A11-60	1/2" M.EFV x 1/2" FIP, 60"	EA	12
3/8" (1/2"OD)	KFGC-038-SS-10A11-72	1/2" M.EFV x 1/2" FIP, 72"	EA	12



ID	Part #	Description	U/M	Qty/ Box
3/8" (1/2"OD)	KFGC-038-SS-10A12-12	1/2" M.EFV x 3/8" MIP, 12"	EA	25
3/8" (1/2"OD)	KFGC-038-SS-10A12-18	1/2" M.EFV x 3/8" MIP, 18"	EA	25
3/8" (1/2"OD)	KFGC-038-SS-10A12-24	1/2" M.EFV x 3/8" MIP, 24"	EA	25
3/8" (1/2"OD)	KFGC-038-SS-10A12-30	1/2" M.EFV x 3/8" MIP, 30"	EA	25
3/8" (1/2"OD)	KFGC-038-SS-10A12-36	1/2" M.EFV x 3/8" MIP, 36"	EA	25
3/8" (1/2"OD)	KFGC-038-SS-10A12-48	1/2" M.EFV x 3/8" MIP, 48"	EA	25
3/8" (1/2"OD)	KFGC-038-SS-10A12-60	1/2" M.EFV x 3/8" MIP, 60"	EA	12
3/8" (1/2"OD)	KFGC-038-SS-10A12-72	1/2" M.EFV x 3/8" MIP, 72"	EA	12

Stainless Steel Flexible ***Gas Connectors***

Gastop

038-SS Series Connector with Fittings / EFV

- Tube : Stainless Steel
- Fitting : Zinc-Plated Steel S45C
- 3/4-16Thread
- 1/2" OD (3/8" ID)



ID	Part #	Description	U/M	Qty/ Box
3/8" (1/2"OD)	KFGC-038-SS-10A13-12	1/2" M.EFV x 3/8" FIP, 12"	EA	25
3/8" (1/2"OD)	KFGC-038-SS-10A13-18	1/2" M.EFV x 3/8" FIP, 18"	EA	25
3/8" (1/2"OD)	KFGC-038-SS-10A13-24	1/2" M.EFV x 3/8" FIP, 24"	EA	25
3/8" (1/2"OD)	KFGC-038-SS-10A13-30	1/2" M.EFV x 3/8" FIP, 30"	EA	25
3/8" (1/2"OD)	KFGC-038-SS-10A13-36	1/2" M.EFV x 3/8" FIP, 36"	EA	25
3/8" (1/2"OD)	KFGC-038-SS-10A13-48	1/2" M.EFV x 3/8" FIP, 48"	EA	25
3/8" (1/2"OD)	KFGC-038-SS-10A13-60	1/2" M.EFV x 3/8" FIP, 60"	EA	12
3/8" (1/2"OD)	KFGC-038-SS-10A13-72	1/2" M.EFV x 3/8" FIP, 72"	EA	12



ID	Part #	Description	U/M	Qty/ Box
3/8" (1/2"OD)	KFGC-038-SS-12A13-12	3/8" M.EFV x 3/8" FIP, 12"	EA	25
3/8" (1/2"OD)	KFGC-038-SS-12A13-18	3/8" M.EFV x 3/8" FIP, 18"	EA	25
3/8" (1/2"OD)	KFGC-038-SS-12A13-24	3/8" M.EFV x 3/8" FIP, 24"	EA	25
3/8" (1/2"OD)	KFGC-038-SS-12A13-30	3/8" M.EFV x 3/8" FIP, 30"	EA	25
3/8" (1/2"OD)	KFGC-038-SS-12A13-36	3/8" M.EFV x 3/8" FIP, 36"	EA	25
3/8" (1/2"OD)	KFGC-038-SS-12A13-48	3/8" M.EFV x 3/8" FIP, 48"	EA	25
3/8" (1/2"OD)	KFGC-038-SS-12A13-60	3/8" M.EFV x 3/8" FIP, 60"	EA	12
3/8" (1/2"OD)	KFGC-038-SS-12A13-72	3/8" M.EFV x 3/8" FIP, 72"	EA	12

Stainless Steel Flexible ***Gas Connectors***

Gastop

038-YE Series Connector with Fittings / EFV

- Tube : Stainless Steel
- Coating : Yellow Epoxy
- Fitting : Zinc-Plated Steel S45C
- 3/4-16 Thread
- 1/2" OD (3/8" ID)



ID	Part #	Description	U/M	Qty/ Box
3/8" (1/2"OD)	KFGC-038-YE-10A10-12	1/2" M.EFV x 1/2" MIP, 12"	EA	25
3/8" (1/2"OD)	KFGC-038-YE-10A10-18	1/2" M.EFV x 1/2" MIP, 18"	EA	25
3/8" (1/2"OD)	KFGC-038-YE-10A10-24	1/2" M.EFV x 1/2" MIP, 24"	EA	25
3/8" (1/2"OD)	KFGC-038-YE-10A10-30	1/2" M.EFV x 1/2" MIP, 30"	EA	25
3/8" (1/2"OD)	KFGC-038-YE-10A10-36	1/2" M.EFV x 1/2" MIP, 36"	EA	25
3/8" (1/2"OD)	KFGC-038-YE-10A10-48	1/2" M.EFV x 1/2" MIP, 48"	EA	25
3/8" (1/2"OD)	KFGC-038-YE-10A10-60	1/2" M.EFV x 1/2" MIP, 60"	EA	12
3/8" (1/2"OD)	KFGC-038-YE-10A10-72	1/2" M.EFV x 1/2" MIP, 72"	EA	12



ID	Part #	Description	U/M	Qty/ Box
3/8" (1/2"OD)	KFGC-038-YE-10A11-12	1/2" M.EFV x 1/2" FIP, 12"	EA	25
3/8" (1/2"OD)	KFGC-038-YE-10A11-18	1/2" M.EFV x 1/2" FIP, 18"	EA	25
3/8" (1/2"OD)	KFGC-038-YE-10A11-24	1/2" M.EFV x 1/2" FIP, 24"	EA	25
3/8" (1/2"OD)	KFGC-038-YE-10A11-30	1/2" M.EFV x 1/2" FIP, 30"	EA	25
3/8" (1/2"OD)	KFGC-038-YE-10A11-36	1/2" M.EFV x 1/2" FIP, 36"	EA	25
3/8" (1/2"OD)	KFGC-038-YE-10A11-48	1/2" M.EFV x 1/2" FIP, 48"	EA	25
3/8" (1/2"OD)	KFGC-038-YE-10A11-60	1/2" M.EFV x 1/2" FIP, 60"	EA	12
3/8" (1/2"OD)	KFGC-038-YE-10A11-72	1/2" M.EFV x 1/2" FIP, 72"	EA	12



ID	Part #	Description	U/M	Qty/ Box
3/8" (1/2"OD)	KFGC-038-YE-10A12-12	1/2" M.EFV x 3/8" MIP, 12"	EA	25
3/8" (1/2"OD)	KFGC-038-YE-10A12-18	1/2" M.EFV x 3/8" MIP, 18"	EA	25
3/8" (1/2"OD)	KFGC-038-YE-10A12-24	1/2" M.EFV x 3/8" MIP, 24"	EA	25
3/8" (1/2"OD)	KFGC-038-YE-10A12-30	1/2" M.EFV x 3/8" MIP, 30"	EA	25
3/8" (1/2"OD)	KFGC-038-YE-10A12-36	1/2" M.EFV x 3/8" MIP, 36"	EA	25
3/8" (1/2"OD)	KFGC-038-YE-10A12-48	1/2" M.EFV x 3/8" MIP, 48"	EA	25
3/8" (1/2"OD)	KFGC-038-YE-10A12-60	1/2" M.EFV x 3/8" MIP, 60"	EA	12
3/8" (1/2"OD)	KFGC-038-YE-10A12-72	1/2" M.EFV x 3/8" MIP, 72"	EA	12

Stainless Steel Flexible ***Gas Connectors***

Gastop

038-YE Series Connector with Fittings / EFV

- Tube : Stainless Steel
- Coating : Yellow Epoxy
- Fitting : Zinc-Plated Steel S45C
- 3/4-16 Thread
- 1/2" OD (3/8" ID)



ID	Part #	Description	U/M	Qty/ Box
3/8" (1/2"OD)	KFGC-038-YE-10A13-12	1/2" M.EFV x 3/8" FIP, 12"	EA	25
3/8" (1/2"OD)	KFGC-038-YE-10A13-18	1/2" M.EFV x 3/8" FIP, 18"	EA	25
3/8" (1/2"OD)	KFGC-038-YE-10A13-24	1/2" M.EFV x 3/8" FIP, 24"	EA	25
3/8" (1/2"OD)	KFGC-038-YE-10A13-30	1/2" M.EFV x 3/8" FIP, 30"	EA	25
3/8" (1/2"OD)	KFGC-038-YE-10A13-36	1/2" M.EFV x 3/8" FIP, 36"	EA	25
3/8" (1/2"OD)	KFGC-038-YE-10A13-48	1/2" M.EFV x 3/8" FIP, 48"	EA	25
3/8" (1/2"OD)	KFGC-038-YE-10A13-60	1/2" M.EFV x 3/8" FIP, 60"	EA	12
3/8" (1/2"OD)	KFGC-038-YE-10A13-72	1/2" M.EFV x 3/8" FIP, 72"	EA	12



ID	Part #	Description	U/M	Qty/ Box
3/8" (1/2"OD)	KFGC-038-YE-12A13-12	3/8" M.EFV x 3/8" FIP, 12"	EA	25
3/8" (1/2"OD)	KFGC-038-YE-12A13-18	3/8" M.EFV x 3/8" FIP, 18"	EA	25
3/8" (1/2"OD)	KFGC-038-YE-12A13-24	3/8" M.EFV x 3/8" FIP, 24"	EA	25
3/8" (1/2"OD)	KFGC-038-YE-12A13-30	3/8" M.EFV x 3/8" FIP, 30"	EA	25
3/8" (1/2"OD)	KFGC-038-YE-12A13-36	3/8" M.EFV x 3/8" FIP, 36"	EA	25
3/8" (1/2"OD)	KFGC-038-YE-12A13-48	3/8" M.EFV x 3/8" FIP, 48"	EA	25
3/8" (1/2"OD)	KFGC-038-YE-12A13-60	3/8" M.EFV x 3/8" FIP, 60"	EA	12
3/8" (1/2"OD)	KFGC-038-YE-12A13-72	3/8" M.EFV x 3/8" FIP, 72"	EA	12

Stainless Steel Flexible ***Gas Connectors***

Gastop

038-BE Series Connector with Fittings / EFV

- Tube : Stainless Steel
- Coating : Black Epoxy
- Fitting : Zinc-Plated Steel S45C
- 3/4-16Thread
- 1/2" OD (3/8" ID)



ID	Part #	Description	U/M	Qty/ Box
3/8" (1/2"OD)	KFGC-038-BE-10A10-12	1/2" M.EFV x 1/2" MIP, 12"	EA	25
3/8" (1/2"OD)	KFGC-038-BE-10A10-18	1/2" M.EFV x 1/2" MIP, 18"	EA	25
3/8" (1/2"OD)	KFGC-038-BE-10A10-24	1/2" M.EFV x 1/2" MIP, 24"	EA	25
3/8" (1/2"OD)	KFGC-038-BE-10A10-30	1/2" M.EFV x 1/2" MIP, 30"	EA	25
3/8" (1/2"OD)	KFGC-038-BE-10A10-36	1/2" M.EFV x 1/2" MIP, 36"	EA	25
3/8" (1/2"OD)	KFGC-038-BE-10A10-48	1/2" M.EFV x 1/2" MIP, 48"	EA	25
3/8" (1/2"OD)	KFGC-038-BE-10A10-60	1/2" M.EFV x 1/2" MIP, 60"	EA	12
3/8" (1/2"OD)	KFGC-038-BE-10A10-72	1/2" M.EFV x 1/2" MIP, 72"	EA	12



ID	Part #	Description	U/M	Qty/ Box
3/8" (1/2"OD)	KFGC-038-BE-10A11-12	1/2" M.EFV x 1/2" FIP, 12"	EA	25
3/8" (1/2"OD)	KFGC-038-BE-10A11-18	1/2" M.EFV x 1/2" FIP, 18"	EA	25
3/8" (1/2"OD)	KFGC-038-BE-10A11-24	1/2" M.EFV x 1/2" FIP, 24"	EA	25
3/8" (1/2"OD)	KFGC-038-BE-10A11-30	1/2" M.EFV x 1/2" FIP, 30"	EA	25
3/8" (1/2"OD)	KFGC-038-BE-10A11-36	1/2" M.EFV x 1/2" FIP, 36"	EA	25
3/8" (1/2"OD)	KFGC-038-BE-10A11-48	1/2" M.EFV x 1/2" FIP, 48"	EA	25
3/8" (1/2"OD)	KFGC-038-BE-10A11-60	1/2" M.EFV x 1/2" FIP, 60"	EA	12
3/8" (1/2"OD)	KFGC-038-BE-10A11-72	1/2" M.EFV x 1/2" FIP, 72"	EA	12



ID	Part #	Description	U/M	Qty/ Box
3/8" (1/2"OD)	KFGC-038-BE-10A12-12	1/2" M.EFV x 3/8" MIP, 12"	EA	25
3/8" (1/2"OD)	KFGC-038-BE-10A12-18	1/2" M.EFV x 3/8" MIP, 18"	EA	25
3/8" (1/2"OD)	KFGC-038-BE-10A12-24	1/2" M.EFV x 3/8" MIP, 24"	EA	25
3/8" (1/2"OD)	KFGC-038-BE-10A12-30	1/2" M.EFV x 3/8" MIP, 30"	EA	25
3/8" (1/2"OD)	KFGC-038-BE-10A12-36	1/2" M.EFV x 3/8" MIP, 36"	EA	25
3/8" (1/2"OD)	KFGC-038-BE-10A12-48	1/2" M.EFV x 3/8" MIP, 48"	EA	25
3/8" (1/2"OD)	KFGC-038-BE-10A12-60	1/2" M.EFV x 3/8" MIP, 60"	EA	12
3/8" (1/2"OD)	KFGC-038-BE-10A12-72	1/2" M.EFV x 3/8" MIP, 72"	EA	12

Stainless Steel Flexible ***Gas Connectors***

Gastop

038-BE Series Connector with Fittings / EFV

- Tube : Stainless Steel
- Coating : Black Epoxy
- Fitting : Zinc-Plated Steel S45C
- 3/4-16Thread
- 1/2" OD (3/8" ID)



ID	Part #	Description	U/M	Qty/ Box
3/8" (1/2"OD)	KFGC-038-BE-10A13-12	1/2" M.EFV x 3/8" FIP, 12"	EA	25
3/8" (1/2"OD)	KFGC-038-BE-10A13-18	1/2" M.EFV x 3/8" FIP, 18"	EA	25
3/8" (1/2"OD)	KFGC-038-BE-10A13-24	1/2" M.EFV x 3/8" FIP, 24"	EA	25
3/8" (1/2"OD)	KFGC-038-BE-10A13-30	1/2" M.EFV x 3/8" FIP, 30"	EA	25
3/8" (1/2"OD)	KFGC-038-BE-10A13-36	1/2" M.EFV x 3/8" FIP, 36"	EA	25
3/8" (1/2"OD)	KFGC-038-BE-10A13-48	1/2" M.EFV x 3/8" FIP, 48"	EA	25
3/8" (1/2"OD)	KFGC-038-BE-10A13-60	1/2" M.EFV x 3/8" FIP, 60"	EA	12
3/8" (1/2"OD)	KFGC-038-BE-10A13-72	1/2" M.EFV x 3/8" FIP, 72"	EA	12



ID	Part #	Description	U/M	Qty/ Box
3/8" (1/2"OD)	KFGC-038-BE-12A13-12	3/8" M.EFV x 3/8" FIP, 12"	EA	25
3/8" (1/2"OD)	KFGC-038-BE-12A13-18	3/8" M.EFV x 3/8" FIP, 18"	EA	25
3/8" (1/2"OD)	KFGC-038-BE-12A13-24	3/8" M.EFV x 3/8" FIP, 24"	EA	25
3/8" (1/2"OD)	KFGC-038-BE-12A13-30	3/8" M.EFV x 3/8" FIP, 30"	EA	25
3/8" (1/2"OD)	KFGC-038-BE-12A13-36	3/8" M.EFV x 3/8" FIP, 36"	EA	25
3/8" (1/2"OD)	KFGC-038-BE-12A13-48	3/8" M.EFV x 3/8" FIP, 48"	EA	25
3/8" (1/2"OD)	KFGC-038-BE-12A13-60	3/8" M.EFV x 3/8" FIP, 60"	EA	12
3/8" (1/2"OD)	KFGC-038-BE-12A13-72	3/8" M.EFV x 3/8" FIP, 72"	EA	12

Stainless Steel Flexible ***Gas Connectors***

Gastop

012-SS Series Connector with Fittings / EFV

- Tube : Stainless Steel
- Fitting : Zinc-Plated Steel S45C
- 15/16-16 Thread
- 5/8" OD (1/2" ID)



ID	Part #	Description	U/M	Qty/ Box
1/2" (5/8"OD)	KFGC-012-SS-10A10-12	1/2" M.EFV x 1/2" MIP, 12"	EA	25
1/2" (5/8"OD)	KFGC-012-SS-10A10-18	1/2" M.EFV x 1/2" MIP, 18"	EA	25
1/2" (5/8"OD)	KFGC-012-SS-10A10-24	1/2" M.EFV x 1/2" MIP, 24"	EA	25
1/2" (5/8"OD)	KFGC-012-SS-10A10-30	1/2" M.EFV x 1/2" MIP, 30"	EA	25
1/2" (5/8"OD)	KFGC-012-SS-10A10-36	1/2" M.EFV x 1/2" MIP, 36"	EA	25
1/2" (5/8"OD)	KFGC-012-SS-10A10-48	1/2" M.EFV x 1/2" MIP, 48"	EA	25
1/2" (5/8"OD)	KFGC-012-SS-10A10-60	1/2" M.EFV x 1/2" MIP, 60"	EA	12
1/2" (5/8"OD)	KFGC-012-SS-10A10-72	1/2" M.EFV x 1/2" MIP, 72"	EA	12



ID	Part #	Description	U/M	Qty/ Box
1/2" (5/8"OD)	KFGC-012-SS-10A11-12	1/2" M.EFV x 1/2" FIP, 12"	EA	25
1/2" (5/8"OD)	KFGC-012-SS-10A11-18	1/2" M.EFV x 1/2" FIP, 18"	EA	25
1/2" (5/8"OD)	KFGC-012-SS-10A11-24	1/2" M.EFV x 1/2" FIP, 24"	EA	25
1/2" (5/8"OD)	KFGC-012-SS-10A11-30	1/2" M.EFV x 1/2" FIP, 30"	EA	25
1/2" (5/8"OD)	KFGC-012-SS-10A11-36	1/2" M.EFV x 1/2" FIP, 36"	EA	25
1/2" (5/8"OD)	KFGC-012-SS-10A11-48	1/2" M.EFV x 1/2" FIP, 48"	EA	25
1/2" (5/8"OD)	KFGC-012-SS-10A11-60	1/2" M.EFV x 1/2" FIP, 60"	EA	12
1/2" (5/8"OD)	KFGC-012-SS-10A11-72	1/2" M.EFV x 1/2" FIP, 72"	EA	12



ID	Part #	Description	U/M	Qty/ Box
1/2" (5/8"OD)	KFGC-012-SS-10A14-12	1/2" M.EFV x 3/4" MIP, 12"	EA	25
1/2" (5/8"OD)	KFGC-012-SS-10A14-18	1/2" M.EFV x 3/4" MIP, 18"	EA	25
1/2" (5/8"OD)	KFGC-012-SS-10A14-24	1/2" M.EFV x 3/4" MIP, 24"	EA	25
1/2" (5/8"OD)	KFGC-012-SS-10A14-30	1/2" M.EFV x 3/4" MIP, 30"	EA	25
1/2" (5/8"OD)	KFGC-012-SS-10A14-36	1/2" M.EFV x 3/4" MIP, 36"	EA	25
1/2" (5/8"OD)	KFGC-012-SS-10A14-48	1/2" M.EFV x 3/4" MIP, 48"	EA	25
1/2" (5/8"OD)	KFGC-012-SS-10A14-60	1/2" M.EFV x 3/4" MIP, 60"	EA	12
1/2" (5/8"OD)	KFGC-012-SS-10A14-72	1/2" M.EFV x 3/4" MIP, 72"	EA	12

Stainless Steel Flexible ***Gas Connectors***

Gastop

012-SS Series Connector with Fittings / EFV

- Tube : Stainless Steel
- Fitting : Zinc-Plated Steel S45C
- 15/16-16 Thread
- 5/8" OD (1/2" ID)

ID	Part #	Description	U/M	Qty/ Box
1/2" (5/8"OD)	KFGC-012-SS-10A15-12	1/2" M.EFV x 3/4" FIP, 12"	EA	25
1/2" (5/8"OD)	KFGC-012-SS-10A15-18	1/2" M.EFV x 3/4" FIP, 18"	EA	25
1/2" (5/8"OD)	KFGC-012-SS-10A15-24	1/2" M.EFV x 3/4" FIP, 24"	EA	25
1/2" (5/8"OD)	KFGC-012-SS-10A15-30	1/2" M.EFV x 3/4" FIP, 30"	EA	25
1/2" (5/8"OD)	KFGC-012-SS-10A15-36	1/2" M.EFV x 3/4" FIP, 36"	EA	25
1/2" (5/8"OD)	KFGC-012-SS-10A15-48	1/2" M.EFV x 3/4" FIP, 48"	EA	25
1/2" (5/8"OD)	KFGC-012-SS-10A15-60	1/2" M.EFV x 3/4" FIP, 60"	EA	12
1/2" (5/8"OD)	KFGC-012-SS-10A15-72	1/2" M.EFV x 3/4" FIP, 72"	EA	12



ID	Part #	Description	U/M	Qty/ Box
1/2" (5/8"OD)	KFGC-012-SS-14A14-12	3/4" M.EFV x 3/4" MIP, 12"	EA	25
1/2" (5/8"OD)	KFGC-012-SS-14A14-18	3/4" M.EFV x 3/4" MIP, 18"	EA	25
1/2" (5/8"OD)	KFGC-012-SS-14A14-24	3/4" M.EFV x 3/4" MIP, 24"	EA	25
1/2" (5/8"OD)	KFGC-012-SS-14A14-30	3/4" M.EFV x 3/4" MIP, 30"	EA	25
1/2" (5/8"OD)	KFGC-012-SS-14A14-36	3/4" M.EFV x 3/4" MIP, 36"	EA	25
1/2" (5/8"OD)	KFGC-012-SS-14A14-48	3/4" M.EFV x 3/4" MIP, 48"	EA	25
1/2" (5/8"OD)	KFGC-012-SS-14A14-60	3/4" M.EFV x 3/4" MIP, 60"	EA	12
1/2" (5/8"OD)	KFGC-012-SS-14A14-72	3/4" M.EFV x 3/4" MIP, 72"	EA	12



ID	Part #	Description	U/M	Qty/ Box
1/2" (5/8"OD)	KFGC-012-SS-14A15-12	3/4" M.EFV x 3/4" FIP, 12"	EA	25
1/2" (5/8"OD)	KFGC-012-SS-14A15-18	3/4" M.EFV x 3/4" FIP, 18"	EA	25
1/2" (5/8"OD)	KFGC-012-SS-14A15-24	3/4" M.EFV x 3/4" FIP, 24"	EA	25
1/2" (5/8"OD)	KFGC-012-SS-14A15-30	3/4" M.EFV x 3/4" FIP, 30"	EA	25
1/2" (5/8"OD)	KFGC-012-SS-14A15-36	3/4" M.EFV x 3/4" FIP, 36"	EA	25
1/2" (5/8"OD)	KFGC-012-SS-14A15-48	3/4" M.EFV x 3/4" FIP, 48"	EA	25
1/2" (5/8"OD)	KFGC-012-SS-14A15-60	3/4" M.EFV x 3/4" FIP, 60"	EA	12
1/2" (5/8"OD)	KFGC-012-SS-14A15-72	3/4" M.EFV x 3/4" FIP, 72"	EA	12



Stainless Steel Flexible ***Gas Connectors***

Gastop

012-YE Series Connector with Fittings / EFV

- Tube : Stainless Steel
- Coating : Yellow Epoxy
- Fitting : Zinc-Plated Steel S45C
- 15/16-16 Thread
- 5/8" OD (1/2" ID)



ID	Part #	Description	U/M	Qty/ Box
1/2" (5/8"OD)	KFGC-012-YE-10A10-12	1/2" M.EFV x 1/2" MIP, 12"	EA	25
1/2" (5/8"OD)	KFGC-012-YE-10A10-18	1/2" M.EFV x 1/2" MIP, 18"	EA	25
1/2" (5/8"OD)	KFGC-012-YE-10A10-24	1/2" M.EFV x 1/2" MIP, 24"	EA	25
1/2" (5/8"OD)	KFGC-012-YE-10A10-30	1/2" M.EFV x 1/2" MIP, 30"	EA	25
1/2" (5/8"OD)	KFGC-012-YE-10A10-36	1/2" M.EFV x 1/2" MIP, 36"	EA	25
1/2" (5/8"OD)	KFGC-012-YE-10A10-48	1/2" M.EFV x 1/2" MIP, 48"	EA	25
1/2" (5/8"OD)	KFGC-012-YE-10A10-60	1/2" M.EFV x 1/2" MIP, 60"	EA	12
1/2" (5/8"OD)	KFGC-012-YE-10A10-72	1/2" M.EFV x 1/2" MIP, 72"	EA	12



ID	Part #	Description	U/M	Qty/ Box
1/2" (5/8"OD)	KFGC-012-YE-10A11-12	1/2" M.EFV x 1/2" FIP, 12"	EA	25
1/2" (5/8"OD)	KFGC-012-YE-10A11-18	1/2" M.EFV x 1/2" FIP, 18"	EA	25
1/2" (5/8"OD)	KFGC-012-YE-10A11-24	1/2" M.EFV x 1/2" FIP, 24"	EA	25
1/2" (5/8"OD)	KFGC-012-YE-10A11-30	1/2" M.EFV x 1/2" FIP, 30"	EA	25
1/2" (5/8"OD)	KFGC-012-YE-10A11-36	1/2" M.EFV x 1/2" FIP, 36"	EA	25
1/2" (5/8"OD)	KFGC-012-YE-10A11-48	1/2" M.EFV x 1/2" FIP, 48"	EA	25
1/2" (5/8"OD)	KFGC-012-YE-10A11-60	1/2" M.EFV x 1/2" FIP, 60"	EA	12
1/2" (5/8"OD)	KFGC-012-YE-10A11-72	1/2" M.EFV x 1/2" FIP, 72"	EA	12



ID	Part #	Description	U/M	Qty/ Box
1/2" (5/8"OD)	KFGC-012-YE-10A14-12	1/2" M.EFV x 3/4" MIP, 12"	EA	25
1/2" (5/8"OD)	KFGC-012-YE-10A14-18	1/2" M.EFV x 3/4" MIP, 18"	EA	25
1/2" (5/8"OD)	KFGC-012-YE-10A14-24	1/2" M.EFV x 3/4" MIP, 24"	EA	25
1/2" (5/8"OD)	KFGC-012-YE-10A14-30	1/2" M.EFV x 3/4" MIP, 30"	EA	25
1/2" (5/8"OD)	KFGC-012-YE-10A14-36	1/2" M.EFV x 3/4" MIP, 36"	EA	25
1/2" (5/8"OD)	KFGC-012-YE-10A14-48	1/2" M.EFV x 3/4" MIP, 48"	EA	25
1/2" (5/8"OD)	KFGC-012-YE-10A14-60	1/2" M.EFV x 3/4" MIP, 60"	EA	12
1/2" (5/8"OD)	KFGC-012-YE-10A14-72	1/2" M.EFV x 3/4" MIP, 72"	EA	12

Stainless Steel Flexible ***Gas Connectors***

Gastop

012-YE Series Connector with Fittings / EFV

- Tube : Stainless Steel
- Coating : Yellow Epoxy
- Fitting : Zinc-Plated Steel S45C
- 15/16-16 Thread
- 5/8" OD (1/2" ID)



ID	Part #	Description	U/M	Qty/ Box
1/2" (5/8"OD)	KFGC-012-YE-10A15-12	1/2" M.EFV x 3/4" FIP, 12"	EA	25
1/2" (5/8"OD)	KFGC-012-YE-10A15-18	1/2" M.EFV x 3/4" FIP, 18"	EA	25
1/2" (5/8"OD)	KFGC-012-YE-10A15-24	1/2" M.EFV x 3/4" FIP, 24"	EA	25
1/2" (5/8"OD)	KFGC-012-YE-10A15-30	1/2" M.EFV x 3/4" FIP, 30"	EA	25
1/2" (5/8"OD)	KFGC-012-YE-10A15-36	1/2" M.EFV x 3/4" FIP, 36"	EA	25
1/2" (5/8"OD)	KFGC-012-YE-10A15-48	1/2" M.EFV x 3/4" FIP, 48"	EA	25
1/2" (5/8"OD)	KFGC-012-YE-10A15-60	1/2" M.EFV x 3/4" FIP, 60"	EA	12
1/2" (5/8"OD)	KFGC-012-YE-10A15-72	1/2" M.EFV x 3/4" FIP, 72"	EA	12



ID	Part #	Description	U/M	Qty/ Box
1/2" (5/8"OD)	KFGC-012-YE-14A14-12	3/4" M.EFV x 3/4" MIP, 12"	EA	25
1/2" (5/8"OD)	KFGC-012-YE-14A14-18	3/4" M.EFV x 3/4" MIP, 18"	EA	25
1/2" (5/8"OD)	KFGC-012-YE-14A14-24	3/4" M.EFV x 3/4" MIP, 24"	EA	25
1/2" (5/8"OD)	KFGC-012-YE-14A14-30	3/4" M.EFV x 3/4" MIP, 30"	EA	25
1/2" (5/8"OD)	KFGC-012-YE-14A14-36	3/4" M.EFV x 3/4" MIP, 36"	EA	25
1/2" (5/8"OD)	KFGC-012-YE-14A14-48	3/4" M.EFV x 3/4" MIP, 48"	EA	25
1/2" (5/8"OD)	KFGC-012-YE-14A14-60	3/4" M.EFV x 3/4" MIP, 60"	EA	12
1/2" (5/8"OD)	KFGC-012-YE-14A14-72	3/4" M.EFV x 3/4" MIP, 72"	EA	12



ID	Part #	Description	U/M	Qty/ Box
1/2" (5/8"OD)	KFGC-012-YE-14A15-12	3/4" M.EFV x 3/4" FIP, 12"	EA	25
1/2" (5/8"OD)	KFGC-012-YE-14A15-18	3/4" M.EFV x 3/4" FIP, 18"	EA	25
1/2" (5/8"OD)	KFGC-012-YE-14A15-24	3/4" M.EFV x 3/4" FIP, 24"	EA	25
1/2" (5/8"OD)	KFGC-012-YE-14A15-30	3/4" M.EFV x 3/4" FIP, 30"	EA	25
1/2" (5/8"OD)	KFGC-012-YE-14A15-36	3/4" M.EFV x 3/4" FIP, 36"	EA	25
1/2" (5/8"OD)	KFGC-012-YE-14A15-48	3/4" M.EFV x 3/4" FIP, 48"	EA	25
1/2" (5/8"OD)	KFGC-012-YE-14A15-60	3/4" M.EFV x 3/4" FIP, 60"	EA	12
1/2" (5/8"OD)	KFGC-012-YE-14A15-72	3/4" M.EFV x 3/4" FIP, 72"	EA	12

3/8" OD Flare Gas Fittings | Flare Adapter

- Zinc-Plated Steel S45C
- 5/8-18Thread
- 3/8" OD (1/4" ID)





ID	Part #	Description	U/M	Qty/Box
1/4" (3/8" OD)	G014-10	3/8" OD Flare x 1/2" MIP	EA	
1/4" (3/8" OD)	G014-12	3/8" OD Flare x 3/8" MIP	EA	

ID	Part #	Description	U/M	Qty/Box
1/4" (3/8" OD)	G014-11	3/8" OD Flare x 1/2" FIP	EA	
1/4" (3/8" OD)	G014-13	3/8" OD Flare x 3/8" FIP	EA	

1/2" OD Flare Gas Fittings | Flare Adapter

- Zinc-Plated Steel S45C
- 3/4-16Thread
- 1/2" OD (3/8" ID)





ID	Part #	Description	U/M	Qty/Box
3/8" (1/2" OD)	G038-10	1/2" OD Flare x 1/2" MIP	EA	
3/8" (1/2" OD)	G038-12	1/2" OD Flare x 3/8" MIP	EA	

ID	Part #	Description	U/M	Qty/Box
3/8" (1/2" OD)	G038-11	1/2" OD Flare x 1/2" FIP	EA	
3/8" (1/2" OD)	G038-13	1/2" OD Flare x 3/8" FIP	EA	

5/8" OD Flare Gas Fittings | Flare Adapter

- Zinc-Plated Steel S45C
- 15/16-16Thread
- 5/8" OD (1/2" ID)





ID	Part #	Description	U/M	Qty/Box
1/2" (5/8" OD)	G012-10	5/8" OD Flare x 1/2" MIP	EA	
1/2" (5/8" OD)	G012-14	5/8" OD Flare x 3/4" MIP	EA	

1" OD Flare Gas Fittings | Flare Adapter

- Zinc-Plated Steel S45C
- 1-1/8-16Thread
- 1" OD (3/4" ID)

ID	Part #	Description	U/M	Qty/Box
3/4" (1" OD)	G034-14	1" OD Flare x 3/4" MIP	EA	
3/4" (1" OD)	G034-16	1" OD Flare x 1" MIP	EA	

ID	Part #	Description	U/M	Qty/Box
3/4" (1" OD)	G034-15	1" OD Flare x 3/4" FIP	EA	
3/4" (1" OD)	G034-17	1" OD Flare x 1" FIP	EA	







Gas **Fittings**

3/8" OD Flare EFV Gas Fittings | Flare Excess Flow Valve

Gastop

- Zinc-Plated Steel S45C
- 1-1/8-16 Thread
- 3/8" OD (1/4" ID)

ID	Part #	Description	U/M	Qty/Box
1/4" (3/8" OD)	G014-10A	3/8" OD Flare x 1/2" M.EFV	EA	
1/4" (3/8" OD)	G014-12A	3/8" OD Flare x 3/8" M.EFV	EA	

ID	Part #	Description	U/M	Qty/Box
1/4" (3/8" OD)	G014-11A	3/8" OD Flare x 1/2" F.EFV	EA	
1/4" (3/8" OD)	G014-13A	3/8" OD Flare x 3/8" F.EFV	EA	



1/2" OD Flare EFV Gas Fittings | Flare Excess Flow Valve

- Zinc-Plated Steel S45C
- 1-1/8-16 Thread
- 1/2" OD (3/8" ID)

ID	Part #	Description	U/M	Qty/Box
3/8" (1/2" OD)	G038-10A	1/2" OD Flare x 1/2" M.EFV	EA	
3/8" (1/2" OD)	G038-12A	1/2" OD Flare x 3/8" M.EFV	EA	

ID	Part #	Description	U/M	Qty/Box
3/8" (1/2" OD)	G038-11A	1/2" OD Flare x 1/2" F.EFV	EA	
3/8" (1/2" OD))	G038-13A	1/2" OD Flare x 3/8" F.EFV	EA	

5/8" OD Flare Gas Fittings | Flare Excess Flow Valve

- Zinc-Plated Steel S45C
- 1-1/8-16 Thread
- 5/8" OD (1/2" ID)

ID	Part #	Description	U/M	Qty/Box
1/2" (5/8" OD)	G012-10A	5/8" OD Flare x 1/2" M.EFV	EA	
1/2" (5/8" OD)	G012-14A	5/8" OD Flare x 3/4" M.EFV	EA	

ID	Part #	Description	U/M	Qty/Box
1/2" (5/8" OD)	G012-11A	5/8" OD Flare x 1/2" F.EFV	EA	
1/2" (5/8" OD)	G012-15A	5/8" OD Flare x 3/4" F.EFV	EA	

Gas **Valves**

Straight **Ball Valves** | FIP x FIP

- Brass Body
- Lever Handle
- For use with liquified petroleum, LP and natural gas, and air mixtures up to 175 PSI
- FIP x FIP

ID	Part #	Description	U/M	Qty/Box
1/2" (5/8" OD)	GV-012-RD	1/2" FIP x 1/2" FIP, Red Handle	EA	
3/4" (1" OD)	GV-034-RD	3/4" FIP x 3/4" FIP, Red Handle	EA	
1" (1 1/4" OD)	GV-100-RD	1" FIP x 1" FIP, Red Handle	EA	

ID	Part #	Description	U/M	Qty/Box
1/2" (5/8" OD)	GV-012-YE	1/2" FIP x 1/2" FIP, Yellow Handle	EA	
3/4" (1" OD)	GV-034-YE	3/4" FIP x 3/4" FIP, Yellow Handle	EA	
1" (1 1/4" OD)	GV-100-YE	1" FIP x 1" FIP, Yellow Handle	EA	

Gas **Ball Valves** | Flare x FIP

- Brass Body
- Lever Handle
- For use with liquified petroleum, LP and natural gas, and air mixtures up to 175 PSI

ID	Part #	Description	U/M	Qty/Box
1/4" (3/8" OD)	G014-31	3/8" OD Flare x 1/2" FIP	EA	
3/8" (1/2" OD)	G038-31	1/2" OD Flare x 1/2" FIP	EA	
1/2" (5/8" OD)	G012-31	5/8" OD Flare (15/16-16Thread) x 1/2" FIP	EA	
1/2" (5/8" OD)	G012-33	5/8" OD Flare (15/16-16Thread) x 3/4" FIP	EA	

Gas **Angle Valves** | Flare x FIP

- Brass Body
- Lever Handle
- For use with liquified petroleum, LP and Natural gas, and air mixtures up to 175 PSI

ID	Part #	Description	U/M	Qty/Box
1/2" (5/8" OD)	G012-43	5/8" OD Flare (15/16-16Thread) x 3/4" FIP Angle	EA	

Easy to Use Handle

- Handles are ergonomically designed for smooth turns.
- Quarter-turn handle design allows for easy on/off operation.
- The forged brass body eliminates the possibility of leaks typically associated with cast products.
- All valves are 100% leak tested.

Gas Connection ***Sediment Trap***

Features and Benefits

- Made from carbon steel
- Zinc-plated for corrosion resistance
- Full port for uninterrupted operation
- One piece design eliminates leak points
- 100% factory-tested for optimal performance

Materials

Body	Carbon Steel
Coating	Zinc-Plated

1/2" MaxTrap **Sediment Trap**

- Body: Carbon Steel
- Coating: Zinc
- Full Port

Part #	Description	U/M	Qty/ Box
KFG-TP-012	MaxTrap 1/2"- Gas Pipe Connection Sediment Trap	EA	1

3/4" MaxTrap **Sediment Trap**

- Body: Carbon Steel
- Coating: Zinc
- Full Port

Part #	Description	U/M	Qty/ Box
KFG-TP-034	MaxTrap 3/4""- Gas Pipe Connection Sediment Trap	EA	1

Commercial Food Service
Gas Connectors

Braided Stainless Steel for durability, PVC coated for sanitation, and 360° rotational fittings for free movement.

Commercial Food Service
Gas Connectors

Applications

- Movable Caster-Mounted Gas Appliances
- Stationary Gas Appliances
- Stationary Countertop Gas Appliances

Benefits

- Braided Stainless Steel Construction
- PVC Coated
- 360° Rotational Fittings

Certifications & Approvals

- ANSI Z21.69 / CSA 6.16 Connectors for Movable Gas Appliances

NOTE: A restraining device is required for all movable gas equipment.

NSF COMPONENT

C US ANSI Z21.24 / CSA 6.10 ANSI Z21.75 / CSA 6.27

Materials

Tubing	Stainless Steel 304 (ASTM A240)
Braid	Stainless Steel 304 (ASTM A240)
Coating	Yellow or Black PVC
Fitting	Zinc-Plated Steel S45C

Pressure-Temperature

Rated Operating Temperature	-40°F to 150°F (-40°C to 65°C)
Rated Pressure	0.5 psi

CSA GROUP™

Certificate of Compliance

Certificate: 1992377 **Master Contract:** 238420

Project: 80070851 **Date Issued:** 2021-03-09

Issued To: **Kofulso Co., Ltd.**
23 Bodeum-ro, Seogu
Incheon City, Gyeongsangbuk-do, 22665
South Korea

The products listed below are eligible to bear the CSA Mark shown with adjacent indicators 'C' and 'US' for Canada and US or with adjacent indicator 'US' for US only or without either indicator for Canada only.

Issued by: *Michael Bodish*
Michael Bodish

C US

PRODUCTS
CLASS - C330305 - CONNECTORS (GAS) For Moveable Appliances
CLASS - C330385 - CONNECTORS (GAS) For Moveable Appliances-Certified to U.S. Standards
CLASS - C330301 - CONNECTORS (GAS) Connectors For Gas Appliances
CLASS - C330381 - CONNECTORS (GAS) Connectors For Gas Appliances-Certified to U.S. Standards
CLASS - C330306 - CONNECTORS (GAS) - Outdoor Gas Appliances and Manufactured Homes
CLASS - C330386 - CONNECTORS (GAS) - Gas Appliances and Manufactured Homes-Certified to US Standards

© 2018 CSA Group. All rights reserved.

Commercial Food Service Gas Connector Installation Guide

Please read the following instructions carefully. Failure to read, comply, and follow these instructions may result in severe injury or death.

CAUTIONS AND WARNINGS

- The installation **MUST BE** compliant with the National Fuel Gas Code (ANSI Z223.1) and local gas installation codes.
- Installation and testing **MUST BE** performed by qualified personnel. Make sure that the gas supply and all the appliance gas valves are shut-off before connecting to the gas supply.
- Gas outlet must be in the same room as the appliance and the connector must not be concealed within or run through any wall, floor, or partition. Gas connections shall not be in contact with surfaces of temperatures in excess of 110°C (230°F), sharp edges or wiring.
- The final assembly must be tested for leaks after installation. Open flame or any sources of ignition must not be used for the testing. Leak test solutions may cause corrosion and **WATER RINSE AFTER TESTING**. To check leakage on the gas supply piping system, see National Fuel Gas Code Z223.1, NFPA 54 or CSA B149.1, Natural Gas and Propane Gas Installation Code. If odor of gas is detected, turn off the gas to the appliance and have a qualified professional fix the source of the leak.
- **STRONG CLEANING SOLUTIONS OR CHEMICAL SUBSTANCES MUST NOT COME IN CONTACT WITH THE CONNECTOR.** These may include acids, solvents, fluxes with zinc chloride, or other chlorinated chemicals. In case of contact, rinse down the connector with water and dry thoroughly.
- An accessible manual shut-off valve must be installed at the outlet of the gas supply piping system upstream of the connector.
- Contact with foreign objects, wiring or substances must be avoided.
- Avoid movement after installation on fixed appliances.
- Bending or flexing of connectors on moveable appliances (e.g. those factory equipped with casters) should be limited to pulling and pushing the appliance in or out for cleaning or maintenance.
- Connectors are for use only on piping systems having fuel gas pressure not in excess of 1/2 psi (3.5 kPa). Flexible connections are suitable for use with 1st, 2nd and 3rd family gases only on piping systems operating at a pressure not exceeding 50 mbar.
- **DO NOT REUSE ON ANOTHER APPLIANCE OR AT ANOTHER LOCATION.**
  In addition to the main gas supply shut-off valve, an approved accessible manual gas shut-off valve **MUST BE** installed up-stream
  of the gas connector (within 6 feet of the equipment it serves). Each piece of equipment must have its own shut-off valve.
- **DO NOT USE** the quick-disconnect coupling as the primary gas Shut-off.
- The quick disconnect **MUST BE INSTALLED** so that the gas enters the coupling half and exits the nipple half. You must follow the flow direction arrows that are permanently marked on the coupling.
- **NEVER INSERT** screwdrivers, probes, etc. into the quick disconnect coupling. The valve seat can be damaged or forced off center.
- The connector shall not be kinked, twisted, or torqued when installed.
- Make sure that all fittings are tightened properly. When installing an Koflex® connector, two 14 inch adjustable wrenches (minimum size) are recommended as installation tools.
- Adequate means must be provided to limit the movement of appliances with wheels. A restraining device is **REQUIRED** for all types of moveable gas appliances.
- When installing an equipment line-up with dual fed front manifold gas inlets, **DO NOT** use a quick-disconnect coupling.
- Appliance **MUST BE** disconnected prior to maximum movement. **DO NOT OVEREXTEND** the gas connector assembly.

Movable Appliance Gas Connectors



Specifications

- CSST Tubing : Stainless Steel 304 (ASTM A 240)
- Fittings : Zinc-Plated Steel S45C
- Braid : Stainless Steel 304 (ASTM A 240)
- Coating : Non-Flammable Yellow PVC
- Max. Operating Pressure : 0.5 psi
- For Indoor Use Only

Certifications & Approvals

ANSI Z 21.69 / CSA 6.16 Connectors for Movable Gas Appliances.
NOTE: A restraining device is required for all movable gas equipment.

NSF COMPONENT
C CSA US
ANSI Z21.24 / CSA 6.10
ANSI Z21.75 / CSA 6.27

Connector Minimum Flow Capacity

Straight Length Capacity (BTU/Hr., 0.64 SpGr., 1,000 BTU per cubic ft. at 0.5" W.C. pressure drop)

Series	ID	OD	12"	18"	24"	30"	36"	48"	60"	72"
012	1/2"	5/8"	180,000	164,200	150,000	136,000	125,000	106,000	93,200	86,000
034	3/4"	1"	-	-	290,900	270,500	255,900	215,900	197,400	173,900
100	1"	1/4"	-	-	581,800	545,200	515,900	442,700	398,900	347,300

The above flow capacities are the minimum performance requirements.
Koflex Gas Connectors exceed these minimum flow capacity requirements.

012-BJ Series Connector with Rotational Fittings

- Food Service Gas Connector
- Tube : Braided Stainless Steel Construction (ASTM A 240)
- Yellow PVC Coating
- Fittings : Zinc-Plated Steel S45C
- 360° Rotational Fittings
- 5/8" OD (1/2" ID)

NSF COMPONENT
C CSA US
ANSI Z21.24 / CSA 6.10
ANSI Z21.75 / CSA 6.27

ID	Part #	Description	U/M	Qty/ Box
1/2" (5/8"OD)	KFGC-012-BJ-1010-24	1/2" MIP x 1/2" MIP, 24"	EA	20
1/2" (5/8"OD)	KFGC-012-BJ-1010-36	1/2" MIP x 1/2" MIP, 36"	EA	20
1/2" (5/8"OD)	KFGC-012-BJ-1010-48	1/2" MIP x 1/2" MIP, 48"	EA	20
1/2" (5/8"OD)	KFGC-012-BJ-1010-60	1/2" MIP x 1/2" MIP, 60"	EA	20

034-BJ Series Connector with Rotational Fittings

- Food Service Gas Connector
- Tube : Braided Stainless Steel Construction (ASTM A 240)
- Yellow PVC Coating
- Fittings : Zinc-Plated Steel S45C
- 360° Rotational Ends
- 1" OD (3/4" ID)

NSF COMPONENT
C CSA US
ANSI Z21.24 / CSA 6.10
ANSI Z21.75 / CSA 6.27

ID	Part #	Description	U/M	Qty/ Box
3/4" (1"OD)	KFGC-034-BJ-1414-24	3/4" MIP x 3/4" MIP, 24"	EA	20
3/4" (1"OD)	KFGC-034-BJ-1414-36	3/4" MIP x 3/4" MIP, 36"	EA	20
3/4" (1"OD)	KFGC-034-BJ-1414-48	3/4" MIP x 3/4" MIP, 48"	EA	20
3/4" (1"OD)	KFGC-034-BJ-1414-60	3/4" MIP x 3/4" MIP, 60"	EA	20
3/4" (1"OD)	KFGC-034-BJ-1414-72	3/4" MIP x 3/4" MIP, 72"	EA	20



100-BJ Series Connector with Rotational Fittings

- Food Service Gas Connector
- Tube : Braided Stainless Steel Construction (ASTM A 240)
- Yellow PVC Coating
- Fittings : Zinc-Plated Steel S45C
- 360° Rotational Ends
- 1-1/4" OD (1" ID)

NSF COMPONENT
C CSA US
ANSI Z21.24 / CSA 6.10
ANSI Z21.75 / CSA 6.27

ID	Part #	Description	U/M	Qty/ Box
1" (1-1/4"OD)	KFGC-100-BJ-1616-24	1" MIP x 1" MIP, 24"	EA	20
1" (1-1/4"OD)	KFGC-100-BJ-1616-36	1" MIP x 1" MIP, 36"	EA	20
1" (1-1/4"OD)	KFGC-100-BJ-1616-48	1" MIP x 1" MIP, 48"	EA	20
1" (1-1/4"OD)	KFGC-100-BJ-1616-60	1" MIP x 1" MIP, 60"	EA	20



Countertop Appliance Gas Connectors

Specifications

- CSST Tubing : Stainless Steel 304 (ASTM A 240)
- Fittings : Zinc-Plated Steel S45C
- Braid : Stainless Steel 304 (ASTM A 240)
- Coating : Yellow PVC

Certifications & Approvals

ANSI Z 21.24 / CSA 6.10
ANSI Z 21.75 / CSA 6.27

NSF COMPONENT
C US ANSI Z21.24 / CSA 6.10 ANSI Z21.75 / CSA 6.27

Connector Minimum Flow Capacity

Straight Length Capacity (BTU/Hr., 0.64 SpGr., 1,000 BTU per cubic ft. at 0.5" W.C. pressure drop)

Series	ID	OD	12"	18"	24"	30"	36"	48"	60"	72"
014	1/4"	3/8"	48,000	43,800	40,000	36,400	33,400	28,300	24,900	23,100
038	3/8"	1/2"	102,000	93,100	85,000	77,100	71,100	60,500	53,200	49,100
012	1/2"	5/8"	180,000	164,200	150,000	136,000	125,000	106,000	93,200	86,000
034	3/4"	1"	290,900	290,900	290,900	270,500	255,900	215,000	197,400	173,900

The above flow capacities are the minimum performance requirements per ANSI Z 21.24/ CSA 6.10 and ANSI Z 21.75/ CSA 6.27
Koflex Gas Connectors exceed these minimum flow capacity requirements.

Commercial Food Service **Gas Connectors**

012-BJC Series Connector with Fittings

- Tube : Braided Stainless Steel Construction
- Yellow PVC Coating
- Fitting : Zinc-Plated Steel S45C
- 15/16-16 Thread
- 5/8" OD (1/2" ID)

NSF COMPONENT C US ANSI Z21.24 / CSA 6.10 ANSI Z21.75 / CSA 6.27

ID	Part #	Description	U/M		Qty/ Box
1/2"(5/8"OD)	KFGC-012-BJC-1010-24	1/2" MIP x 1/2" MIP,	24"	EA	20
1/2"(5/8"OD)	KFGC-012-BJC-1010-36	1/2" MIP x 1/2" MIP,	36"	EA	20

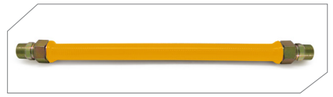

ID	Part #	Description	U/M		Qty/ Box
1/2"(5/8"OD)	KFGC-012-BJC-1011-24	1/2" MIP x 1/2" FIP,	24"	EA	20
1/2"(5/8"OD)	KFGC-012-BJC-1011-36	1/2" MIP x 1/2" FIP,	36"	EA	20

034-BJC Series Connector with Fittings

- Tube : Stainless Steel
- Black PVC Coating
- Fitting : Zinc-Plated Steel S45C
- 1-1/8-16 Thread
- 1" OD (3/4" ID)

ID	Part #	Description	U/M		Qty/ Box
3/4" (1"OD)	KFGC-034-BJC-1414-18	3/4" MIP x 3/4" MIP,	18"	EA	20
3/4" (1"OD)	KFGC-034-BJC-1414-24	3/4" MIP x 3/4" MIP,	24"	EA	20
3/4" (1"OD)	KFGC-034-BJC-1414-36	3/4" MIP x 3/4" MIP,	36"	EA	20
3/4" (1"OD)	KFGC-034-BJC-1414-48	3/4" MIP x 3/4" MIP,	48"	EA	20
3/4" (1"OD)	KFGC-034-BJC-1414-60	3/4" MIP x 3/4" MIP,	60"	EA	20
3/4" (1"OD)	KFGC-034-BJC-1414-72	3/4" MIP x 3/4" MIP,	72"	EA	20



ID	Part #	Description	U/M		Qty/ Box
3/4" (1"OD)	KFGC-034-BJC-1415-18	3/4" MIP x 3/4" FIP,	18"	EA	20
3/4" (1"OD)	KFGC-034-BJC-1415-24	3/4" MIP x 3/4" FIP,	24"	EA	20
3/4" (1"OD)	KFGC-034-BJC-1415-36	3/4" MIP x 3/4" FIP,	36"	EA	20
3/4" (1"OD)	KFGC-034-BJC-1415-48	3/4" MIP x 3/4" FIP,	48"	EA	20
3/4" (1"OD)	KFGC-034-BJC-1415-60	3/4" MIP x 3/4" FIP,	60"	EA	20
3/4" (1"OD)	KFGC-034-BJC-1415-72	3/4" MIP x 3/4" FIP,	72"	EA	20



Stationary Appliance Gas Connectors



Specifications

- CSST Tubing : Stainless Steel 304 (ASTM A 240)
- Fittings : Zinc-Plated Steel S45C
- Coating : Black PVC

Certifications & Approvals

ANSI Z 21.24 / CSA 6.10
ANSI Z 21.75 / CSA 6.27

NSF COMPONENT
C US ANSI Z21.24 / CSA 6.10 ANSI Z21.75 / CSA 6.27

Connector Minimum Flow Capacity

Straight Length Capacity (BTU/Hr., 0.64 SpGr., 1,000 BTU per cubic ft. at 0.5" W.C. pressure drop)

Series	ID	OD	12"	18"	24"	30"	36"	48"	60"	72"
014	1/4"	3/8"	48,000	43,800	40,000	36,400	33,400	28,300	24,900	23,100
038	3/8"	1/2"	102,000	93,100	85,000	77,100	71,100	60,500	53,200	49,100
012	1/2"	5/8"	180,000	164,200	150,000	136,000	125,000	106,000	93,200	86,000
034	3/4"	1"	290,900	290,900	290,900	270,500	255,900	215,900	197,400	173,900

The above flow capacities are the minimum performance requirements per ANSI Z 21.24/ CSA 6.10 and ANSI Z 21.75/ CSA 6.27
Koflex Gas Connectors exceed these minimum flow capacity requirements.

Commercial Food Service **Gas Connectors**

012-BES Series Connector with Fittings

- Tube : Stainless Steel
- Black PVC Coating
- Fitting : Zinc-Plated Steel S45C
- 15/16-16 Thread
- 5/8" OD (1/2" ID)

NSF COMPONENT
C US ANSI Z21.24 / CSA 6.10 ANSI Z21.75 / CSA 6.27

ID	Part #	Description	U/M	Qty/ Box
1/2" (5/8"OD)	KFGC-012-BES-1010-24	1/2" MIP x 1/2" MIP, 24"	EA	20
1/2" (5/8"OD)	KFGC-012-BES-1010-36	1/2" MIP x 1/2" MIP, 36"	EA	20
1/2" (5/8"OD)	KFGC-012-BES-1010-48	1/2" MIP x 1/2" MIP, 48"	EA	20
1/2" (5/8"OD)	KFGC-012-BES-1010-60	1/2" MIP x 1/2" MIP, 60"	EA	20
1/2" (5/8"OD)	KFGC-012-BES-1010-72	1/2" MIP x 1/2" MIP, 72"	EA	20

ID	Part #	Description	U/M	Qty/ Box
1/2" (5/8"OD)	KFGC-012-BES-1011-24	1/2" MIP x 1/2" FIP, 24"	EA	20
1/2" (5/8"OD)	KFGC-012-BES-1011-36	1/2" MIP x 1/2" FIP, 36"	EA	20
1/2" (5/8"OD)	KFGC-012-BES-1011-48	1/2" MIP x 1/2" FIP, 48"	EA	20
1/2" (5/8"OD)	KFGC-012-BES-1011-60	1/2" MIP x 1/2" FIP, 60"	EA	20
1/2" (5/8"OD)	KFGC-012-BES-1011-72	1/2" MIP x 1/2" FIP, 72"	EA	20

034-BES Series Connector with Fittings

- Tube : Stainless Steel
- Black PVC Coating
- Fitting : Zinc-Plated Steel S45C
- 1-1/8-16 Thread
- 1" OD (3/4" ID)

NSF COMPONENT
C US ANSI Z21.24 / CSA 6.10 ANSI Z21.75 / CSA 6.27

ID	Part #	Description	U/M	Qty/ Box
3/4" (1"OD)	KFGC-034-BES-1414-24	3/4" MIP x 3/4" MIP, 24"	EA	20
3/4" (1"OD)	KFGC-034-BES-1414-36	3/4" MIP x 3/4" MIP, 36"	EA	20
3/4" (1"OD)	KFGC-034-BES-1414-48	3/4" MIP x 3/4" MIP, 48"	EA	20
3/4" (1"OD)	KFGC-034-BES-1414-60	3/4" MIP x 3/4" MIP, 60"	EA	20
3/4" (1"OD)	KFGC-034-BES-1414-72	3/4" MIP x 3/4" MIP, 72"	EA	20

ID	Part #	Description	U/M	Qty/ Box
3/4" (1"OD)	KFGC-034-BES-1415-24	3/4" MIP x 3/4" FIP, 24"	EA	20
3/4" (1"OD)	KFGC-034-BES-1415-36	3/4" MIP x 3/4" FIP, 36"	EA	20
3/4" (1"OD)	KFGC-034-BES-1415-48	3/4" MIP x 3/4" FIP, 48"	EA	20
3/4" (1"OD)	KFGC-034-BES-1415-60	3/4" MIP x 3/4" FIP, 60"	EA	20
3/4" (1"OD)	KFGC-034-BES-1415-72	3/4" MIP x 3/4" FIP, 72"	EA	20

Commercial Food Service ***Gas Connector Kits***

BJ Kit 1	QD	1 Quick Disconnect
	EL	2 Elbows
	RC	1 Restraining Cable
	V	1 Full Port Valve

BJ Kit 2	QD	1 Quick Disconnect
	EL	1 Elbow
	SW	1 Swivel
	RC	1 Restraining Cable
	V	1 Full Port Valve

BJ Kit 3	QD	1 Quick Disconnect
	SW	2 Swivels
	RC	1 Restraining Cable
	V	1 Full Port Valve

Commercial Food Service BJ Series Connector | **Kit 1**

- Food Service BJ Gas Connector (1) / QD (1) / EL (2) / R (1) / V (1)
- Fittings : Zinc-Plated Steel S45C
- Yellow PVC Coating
- 360° Rotational Ends

ID	Part #	Description		U/M	Qty/ Box
1/2" (5/8"OD)	KFGC-FS-012-K1-24	BJ Kit 1,	24"	EA	1
1/2" (5/8"OD)	KFGC-FS-012-K1-36	BJ Kit 1,	36"	EA	1
1/2" (5/8"OD)	KFGC-FS-012-K1-48	BJ Kit 1,	48"	EA	1
1/2" (5/8"OD)	KFGC-FS-012-K1-60	BJ Kit 1,	60"	EA	1

ID	Part #	Description		U/M	Qty/ Box
3/4" (1"OD)	KFGC-FS-034-K1-24	BJ Kit 1,	24"	EA	1
3/4" (1"OD)	KFGC-FS-034-K1-36	BJ Kit 1,	36"	EA	1
3/4" (1"OD)	KFGC-FS-034-K1-48	BJ Kit 1,	48"	EA	1
3/4" (1"OD)	KFGC-FS-034-K1-60	BJ Kit 1,	60"	EA	1

ID	Part #	Description		U/M	Qty/ Box
1" (1-1/4"OD)	KFGC-FS-100-K1-24	BJ Kit 1,	24"	EA	1
1" (1-1/4"OD)	KFGC-FS-100-K1-36	BJ Kit 1,	36"	EA	1
1" (1-1/4"OD)	KFGC-FS-100-K1-48	BJ Kit 1,	48"	EA	1
1" (1-1/4"OD)	KFGC-FS-100-K1-60	BJ Kit 1,	60"	EA	1

Commercial Food Service ***Gas Connector Kits***

Commercial Food Service BJ Series Connector | **Kit 2**

- Food Service BJ Gas Connector (1) / QD (1) / EL (1) / SW (1) / RC (1) / V (1)
- Fittings : Zinc-Plated Steel S45C
- Yellow PVC Coating
- 360° Rotational Ends

ID	Part #	Description		U/M	Qty/ Box
3/4" (1"OD)	KFGC-FS-034-K2-24	BJ Kit 2,	24"	EA	1
3/4" (1"OD)	KFGC-FS-034-K2-36	BJ Kit 2,	36"	EA	1
3/4" (1"OD)	KFGC-FS-034-K2-48	BJ Kit 2,	48"	EA	1
3/4" (1"OD)	KFGC-FS-034-K2-60	BJ Kit 2,	60"	EA	1

ID	Part #	Description		U/M	Qty/ Box
1" (1-1/4"OD)	KFGC-FS-100-K2-24	BJ Kit 2,	24"	EA	1
1" (1-1/4"OD)	KFGC-FS-100-K2-36	BJ Kit 2,	36"	EA	1
1" (1-1/4"OD)	KFGC-FS-100-K2-48	BJ Kit 2,	48"	EA	1
1" (1-1/4"OD)	KFGC-FS-100-K2-60	BJ Kit 2,	60"	EA	1

Commercial Food Service BJ Series Connector | **Kit 3**

- Food Service BJ Gas Connector (1) / QD (1) / SW (2) / RC (1) / V (1)
- Fittings : Zinc-Plated Steel S45C
- Yellow PVC Coating
- 360° Rotational Ends

ID	Part #	Description		U/M	Qty/ Box
3/4" (1"OD)	KFGC-FS-034-K3-24	BJ Kit 3,	24"	EA	1
3/4" (1"OD)	KFGC-FS-034-K3-36	BJ Kit 3,	36"	EA	1
3/4" (1"OD)	KFGC-FS-034-K3-48	BJ Kit 3,	48"	EA	1
3/4" (1"OD)	KFGC-FS-034-K3-60	BJ Kit 3,	60"	EA	1

ID	Part #	Description		U/M	Qty/ Box
1" (1-1/4"OD)	KFGC-FS-100-K3-24	BJ Kit 3,	24"	EA	1
1" (1-1/4"OD)	KFGC-FS-100-K3-36	BJ Kit 3,	36"	EA	1
1" (1-1/4"OD)	KFGC-FS-100-K3-48	BJ Kit 3,	48"	EA	1
1" (1-1/4"OD)	KFGC-FS-100-K3-60	BJ Kit 3,	60"	EA	1

Customizable kits are available.
Contact your local sales rep or Koflex for more information!

Commercial Food Service **Gas Connector Kits**

BJC Kit 1	EL	2 Elbows
	V	1 Full Port Valve
BES Kit 1	EL	2 Elbows
	V	Full Port Valve

Countertop Gas Appliance Connector | **Kit 1**

- BJC Gas Connector (1) / EL (2) / V(1)
- Fittings : Zinc-Plated Steel S45C
- Yellow PVC Coating

ID	Part #	Description	U/M	Qty/ Box
1/2" (3/4"OD)	KFGC-CC-012-K1-24	BES Kit 1, 24"	EA	1
1/2" (3/4"OD)	KFGC-CC-012-K1-36	BES Kit 1, 36"	EA	1
1/2" (3/4"OD)	KFGC-CC-012-K1-48	BES Kit 1, 48"	EA	1

ID	Part #	Description	U/M	Qty/ Box
3/4" (1"OD)	KFGC-CC-034-K1-24	BES Kit 1, 24"	EA	1
3/4" (1"OD)	KFGC-CC-034-K1-36	BES Kit 1, 36"	EA	1
3/4" (1"OD)	KFGC-CC-034-K1-48	BES Kit 1, 48"	EA	1
3/4" (1"OD)	KFGC-CC-034-K1-60	BES Kit 1, 60"	EA	1

Stationary Gas Appliance Connector | **Kit 1**

- BES Gas Connector (1) / EL (2) / V (1)
- Fittings : Zinc-Plated Steel S45C
- Black PVC Coating

ID	Part #	Description	U/M	Qty/ Box
1/2" (3/4"OD)	KFGC-CS-012-K1-24	BES Kit 1, 24"	EA	1
1/2" (3/4"OD)	KFGC-CS-012-K1-36	BES Kit 1, 36"	EA	1
1/2" (3/4"OD)	KFGC-CS-012-K1-48	BES Kit 1, 48"	EA	1

ID	Part #	Description	U/M	Qty/ Box
3/4" (1"OD)	KFGC-CS-034-K1-24	BES Kit 1, 24"	EA	1
3/4" (1"OD)	KFGC-CS-034-K1-36	BES Kit 1, 36"	EA	1
3/4" (1"OD)	KFGC-CS-034-K1-48	BES Kit 1, 48"	EA	1
3/4" (1"OD)	KFGC-CS-034-K1-60	BES Kit 1, 60"	EA	1

Commercial Food Service **Gas Connector - Parts**

Full Port **Ball Valve**

- Lever Handle
- Brass

Part #	Description	U/M	Qty/ Box
FV-012	1/2" FIP x 1/2" FIP, Full Port Ball Valve	EA	
FV-034	3/4" FIP x 3/4" FIP, Full Port Ball Valve	EA	
FV-100	1" FIP x 1" FIP, Full Port Ball Valve	EA	



90° **Elbow**

- Black Iron

Part #	Description	U/M	Qty/ Box
KFG-L-012	1/2" FIP, 90° Elbow	EA	
KFG-L-034	3/4" FIP, 90° Elbow	EA	
KFG-L-100	1" FIP, 90° Elbow	EA	

Quick **Disconnect**

- Brass

Part #	Description	U/M	Qty/ Box
FS-QD-012	1/2" Quick Disconnect	EA	
FS-QD-034	3/4" Quick Disconnect	EA	
FS-QD-100	1" Quick Disconnect	EA	

Swivel Fitting

- Carbon Steel

Part #	Description	U/M	Qty/ Box
FS-SW-034	3/4" Swivel Fitting	EA	
FS-SW-100	1" Swivel Fitting	EA	



Restraining **Cable**

- Restraining Cable (1), Mounting Parts

Part #	Description	U/M	Qty/ Box
FS-RC-24	Restraining Cable, 24"	EA	
FS-RC-36	Restraining Cable, 36"	EA	
FS-RC-48	Restraining Cable, 48"	EA	
FS-RC-60	Restraining Cable, 60"	EA	

Corrugated Stainless Steel Tubing Gas Line System

Flexible CSST piping system for natural and propane gas applications that's engineered and manufactured to address the inherent problems associated with rigid pipe systems.

Bestflex

Corrugated Stainless Steel Tubing Gas Line System

Bestflex Corrugated Stainless Steel Tubing (CSST) is a flexible, durable, lightweight, and corrosion - resistant gas pipe.



Patented Quickflare fittings provide the easiest and fastest installation of gas piping for natural gas or propane gas appliances.

The easy 3-step installation (Cut–Push–Tighten) will save you time and money. Installers do NOT need to open and re-assemble the fitting. These precalibrated semi push-fit fittings are ready to be installed without any special tools or equipment.

Applications

- Gas Ranges
- Gas Fireplaces
- Gas Water Heaters
- Gas Dryers
- Gas Furnaces
- Gas Grills
- Gas Distribution Systems (Residential & Commercial)

Certifications & Approvals

- ANSI LC-1 / CSA 6.26 Fuel Gas Piping Systems Using Corrugated Stainless Steel Tubing

Bestflex
Corrugated Stainless Steel Tubing Gas Line System

Technical Specifications

CSST Material	Stainless Steel 304 (ASTM A 240)
Coating (Optional)	Polyethylene (ASTM D 335)
Types	Yellow NC, Black PVC
Sizes	3/8", 1/2", 3/4", 1", 1-1/4", 1-1/2", 2"
Lengths	50 ft ~ 500 ft
Operating Pressure	25 Psig
Maximum # of re-assemblies per fitting	3

Size	3/8"	1/2"	3/4"	1"	1-1/4"	1-1/2"	2"
Min Bend Radius	3"			5"			
Min Tightening Torque [ft-lbs]	110	130	160	190	210	230	260

Easy 3-Step Installation Instructions with Quickflare Fittings*

1. Cut

Cut the tube where the Quickflare fitting will be connected.



A clean cut must be made.
A rough cut can perforate the silicone ring and cause leakage.

2. Push

Remove the jacket and push into the fitting.



3. Tighten

Tighten the nut with an adjustable wrench.



*These are general steps, for full installation instructions, please refer to the Bestflex Design and Installation Guide.

Bestflex
Corrugated Stainless Steel Tubing Gas Line System

Product Testing

Leak Test	Shall not leak externally in excess of 20cm³/hr(1.22 in³/hr) of air
Pressure Test	Withstand a hydrostatic pressure of 250 psi (1.72 Mpa) without bursting or visible loss of fluid
Bending Test	Withstands 12 bends without leaking with minimum bend radius
Torsion Test	Withstands 6 applications of 90° twists
Axial strength test	Withstands a tensile load of 800 lb/in² (0.14 kN/mm) of nominal tubing diameter without leaking or becoming detached
Crushing strength test	Withstands a crushing force of 1000 lb (4.45 kN) without a decrease in flow capacity of more than 50 percent
Impact test	Withstands an impact of 30 ft-lb (40.7 J) without leaking
Strength of fittings test	Shall not crack, break or leak with tightening torque of 1040 in-lb (117.5 Nm)
Elevated temperature	Withstands temperatures of up to 1000°F (538°C) for one hour without leaking
Corrosive resistance	Withstands exposure to corrosive environments without leaking
Electrical resistance	Will not exceed electrical resistance limited by ANSI LC1 / CSA 6.26 standard

Certifications, Approvals, Listings and Compliance

United States I CSA USA Standards Association

ANSI LC1 Fuel Gas Piping Systems Using Corrugated Stainless Steel Tubing

Canadal CSA Canadian Standards Association

CSA 6.26 Fuel Gas Piping Systems Using Corrugated Stainless Steel Tubing

CSA Group

Certificate of Compliance

Certificate: 2556790 (238420) **Master Contract:** 238420

Project: 70041880 **Date Issued:** 2016-04-28

Issued to: Kofulso Co., Ltd.
377-8 Gumgok-Dong, Seo-Gu
Inchon City,
SOUTH KOREA

The products listed below are eligible to bear the CSA Mark shown with adjacent indicators 'C' and 'US' for Canada and US or with adjacent indicator 'US' for US only or without either indicator for Canada only.

C US

Issued by: John Kristoff-Kichka
John Kristoff-Kichka

PRODUCTS
CLASS - C333504 - SYSTEMS (GAS)-Fuel Piping
CLASS - C333584 - SYSTEMS (GAS)-Fuel Piping-Certified to U.S. Standards

Model Number	Size
Rated Pressure 25 psi	
GL-038-YPE, NGL-038-CGYCT	⅜
GL-012-YPE, NGL-012-CGYCT	½
GL-034-YPE, NGL-034-CGYCT	¾
GL-100-YPE, NGL-100-CGYCT	1
GL-114-YPE, NGL-114-CGYCT	1¼
GL-112-YPE, NGL-112-CGYCT	1½
GL-200-YPE, NGL-200-CGYCT	2

APPLICABLE REQUIREMENTS

ANSI LC1-2014•CSA 6.26-2014, Fuel Gas Piping systems Using Corrugated Stainless Steel Tubing

DQD 507 Rev. 2012-05-22 Page 1

Bestflex
Corrugated Stainless Steel Tubing Gas Line System

Bestflex Gas CSST | Yellow PE Jacket

- Tubing : Stainless Steel 304
- Coating : Yellow Polyethylene (PVC)
- Coating Thickness: 0.04"
- Max. Operating Temperature : 212° F
- Max. Operating Pressure : 25psig

C US

ID	Part #	Description	U/M	Qty/ Box
3/8"	NGL-038-YW-050	3/8" ID, Yellow PVC Jacket, 50 ft	Box	
3/8"	NGL-038-YW-100	3/8" ID, Yellow PVC Jacket, 100 ft	Roll	
3/8"	NGL-038-YW-250	3/8" ID, Yellow PVC Jacket, 250 ft	Roll	
1/2"	NGL-012-YW-050	1/2" ID, Yellow PVC Jacket, 50 ft	Box	
1/2"	NGL-012-YW-100	1/2" ID, Yellow PVC Jacket, 100 ft	Roll	
1/2"	NGL-012-YW-250	1/2" ID, Yellow PVC Jacket, 250 ft	Roll	
3/4"	NGL-034-YW-050	3/8" ID, Yellow PVC Jacket, 50 ft	Box	
3/4"	NGL-034-YW-100	3/4" ID, Yellow PVC Jacket, 100 ft	Roll	
3/4"	NGL-034-YW-250	3/4" ID, Yellow PVC Jacket, 250 ft	Roll	
1"	NGL-100-YW-050	1" ID, Yellow PVC Jacket, 50 ft	Box	
1"	NGL-100-YW-100	1" ID, Yellow PVC Jacket, 100 ft	Roll	
1"	NGL-100-YW-250	1" ID, Yellow PVC Jacket, 250 ft	Roll	
1-1/4"	NGL-114-YW-150	1-1/4" ID, Yellow PVC Jacket, 150 ft	Roll	
1-1/2"	NGL-112-YW-150	1-1/2" ID, Yellow PVC Jacket, 150 ft	Roll	
2"	NGL-200-YW-150	2" ID, Yellow PVC Jacket, 150 ft	Roll	

Bestflex Gas CSST | Black PVC Jacket

- Tubing : Stainless Steel 304
- Coating : Black Polyethylene (PVC)
- Coating Thickness: 0.04"
- Max. Operating Temperature : 212° F
- Max. Operating Pressure : 25psig

C US

ID	Part #	Description	U/M	Qty/ Box
3/8"	NGL-038-BK-050	3/8" ID, Black PVC Jacket, 50 ft	Box	
3/8"	NGL-038-BK-100	3/8" ID, Black PVC Jacket, 100 ft	Roll	
3/8"	NGL-038-BK-250	3/8" ID, Black PVC Jacket, 250 ft	Roll	
1/2"	NGL-012-BK-050	1/2" ID, Black PVC Jacket, 50 ft	Box	
1/2"	NGL-012-BK-100	1/2" ID, Black PVC Jacket, 100 ft	Roll	
1/2"	NGL-012-BK-250	1/2" ID, Black PVC Jacket, 250 ft	Roll	
3/4"	NGL-034-BK-050	3/8" ID, Black PVC Jacket, 50 ft	Box	
3/4"	NGL-034-BK-100	3/4" ID, Black PVC Jacket, 100 ft	Roll	
3/4"	NGL-034-BK-250	3/4" ID, Black PVC Jacket, 250 ft	Roll	
1"	NGL-100-BK-050	1" ID, Black PVC Jacket, 50 ft	Box	
1"	NGL-100-BK-100	1" ID, Black PVC Jacket, 100 ft	Roll	
1"	NGL-100-BK-250	1" ID, Black PVC Jacket, 250 ft	Roll	
1-1/4"	NGL-114-BK-150	1-1/4" ID, Black PVC Jacket, 150 ft	Roll	
1-1/2"	NGL-112-BK-150	1-1/2" ID, Black PVC Jacket, 150 ft	Roll	
2"	NGL-200-BK-150	2" ID, Black PVC Jacket, 150 ft	Roll	

Bestflex
Corrugated Stainless Steel Tubing Gas Line System

Flange

- Material: Stainless Steel 304 & Brass B124 C37700 (C3771)
- Connection: Threaded



Part #	Description	U/M	Qty/ Box
NGLF-038-CGFG	3/8" Flange Fitting, 3/8" Nut	EA	
NGLF-012-CGFG	1/2" Flange Fitting, 1/2" Nut	EA	
NGLF-034-CGFG	3/4" Flange Fitting, 3/4" Nut	EA	
NGLF-100-CGFG	1" Flange Fitting, 1" Nut	EA	
NGLF-114-CGFG	1 1/4" Flange Fitting, 1 1/4" Nut	EA	
NGLF-112-CGFG	1 1/2" Flange Fitting, 1 1/2" Nut	EA	
NGLF-200-CGFG	2" Flange Fitting, 2" Nut	EA	

Manifold

- Material: Stainless Steel 304
- Connection: Threaded

Part #	Description	U/M	Qty/ Box
NGLF-MFD-01	In 1/2"F, Out 1/2"F, Socket(3ea) 1/2"F, Manlfold	EA	
NGLF-MFD-02	In 1/2"F, Out 1/2"F, Socket(4ea) 1/2"F, Manlfold	EA	
NGLF-MFD-03	In 3/4"F, Out 1/2"F, Socket(4ea) 1/2"F, Manlfold	EA	
NGLF-MFD-04	In 3/4"F, Out 1/2"F, Socket(5ea) 1/2"-3/4"F, Manlfold	EA	
NGLF-MFD-05	In 3/4"F, Out 3/4"F, Socket(4ea) 1/2"F, Manlfold	EA	
NGLF-MFD-06	In 3/4"F, Out 3/4"F, Socket(5ea) 1/2"F, Manlfold	EA	
NGLF-MFD-07	In 1"F, Out 3/4"F, Socket(5ea) 1/2"-3/4"F, Manlfold	EA	
NGLF-MFD-08	In 1"F, Out 1"F, Socket(4ea) 1/2"F, Manlfold	EA	
NGLF-MFD-09	In 1 1/4"F, Out 1"F, Socket(5ea) 1/2"F, Manlfold	EA	
NGLF-MFD-10	In 1 1/4"F, Out 1 1/4"F, Socket(4ea) 1/2"F, Manlfold	EA	
NGLF-MFD-11	In 1"F, Out 1 1/4"F, Socket(4ea) 3/4"F, Manlfold	EA	
NGLF-MFD-12	In 1"F, Out 1"F, Socket(4ea) 3/4"F, Manlfold	EA	
NGLF-MFD-13	In 1 1/4"F, Out 1"F, Socket(4ea) 3/4"F, Manlfold	EA	
NGLF-MFD-14	In 1 1/2"F, Out 1 1/2"F, Socket(5ea) 3/4"F, Manlfold	EA	
NGLF-MFD-15	In 2"F, Out 1 1/2"F, Socket(4ea) 1"F, Manlfold	EA	
NGLF-MFD-16	In 2"F, Out 1 1/2"F, Socket(6ea) 1"F, Manlfold	EA	
NGLF-MFD-17	In 2"F, Out 1 1/2"F, Socket(4ea) 1"F, Manlfold	EA	
NGLF-MFD-18	In 2"F, Out 2"F, Socket(6ea) 1"F, Manlfold	EA	

Bestflex
Corrugated Stainless Steel Tubing Gas Line System

Appliance Stub Out

- Material: Stainless Steel 304
- Connection: Threaded

Part #	Description	U/M	Qty/ Box
NGLF-012-APSO-012S	1/2" Appliance Stub Out Short	EA	
NGLF-012-APSO-012L	1/2" Appliance Stub Out Long	EA	
NGLF-012-APSO-034S	1/2" Appliance Stub Out Short	EA	
NGLF-012-APSO-034L	1/2" Appliance Stub Out Long	EA	
NGLF-034-APSO-034S	3/4" Appliance Stub Out Short	EA	
NGLF-034-APSO-034L	3/4" Appliance Stub Out Long	EA	

Straight Stub Out

- Material: Stainless Steel 304
- Connection: Threaded

Part #	Description	U/M	Qty/ Box
NGLF-012-SSO-06	1/2" Straight Stub Out 6" Length	EA	
NGLF-012-SSO-12	1/2" Straight Stub Out 12" Length	EA	
NGLF-034-SSO-06	3/4" Straight Stub Out 6" Length	EA	
NGLF-034-SSO-12	3/4" Straight Stub Out 12" Length	EA	
NGLF-100-SSO-06	1" Straight Stub Out 6" Length	EA	
NGLF-100-SSO-12	1" Straight Stub Out 12" Length	EA	
NGLF-114-SSO-06	1 1/4" Straight Stub Out 6" Length	EA	
NGLF-114-SSO-12	1 1/4" Straight Stub Out 12" Length	EA	
NGLF-112-SSO-06	1 1/2" Straight Stub Out 6" Length	EA	
NGLF-112-SSO-12	1 1/2" Straight Stub Out 12" Length	EA	
NGLF-200-SSO-06	2" Straight Stub Out 6" Length	EA	
NGLF-200-SSO-12	2" Straight Stub Out 12" Length	EA	

Termination Fitting

- Material: Stainless Steel 304
- Connection: Threaded

Part #	Description	U/M	Qty/ Box
NGLF-038-TM	3/8" Termination Fitting	EA	
NGLF-012-TM	1/2" Termination Fitting	EA	
NGLF-034-TM	3/4" Termination Fitting	EA	
NGLF-100-TM	1" Termination Fitting	EA	
NGLF-114-TM	1 1/4" Termination Fitting	EA	
NGLF-112-TM	1 1/2" Termination Fitting	EA	
NGLF-200-TM	2" Termination Fitting	EA	



Bestflex
Corrugated Stainless Steel Tubing Gas Line System

Multi Outlet Stub Out

- Material: Stainless Steel 304
- Connection: Threaded

Part #	Description	U/M	Qty/ Box
NGLF-MULSOO	3/4" x 1/2" x 3/4" Multi Stub Out	EA	

Angle Stub Out

- Material: Stainless Steel 304
- Connection: Threaded



Part #	Description	U/M	Qty/ Box
NGLF-ANGSO	1/2" x 4.5" x 72.5° Angle Stub Out	EA	

Deck Stub Out

- Material: Stainless Steel 304
- Connection: Threaded



Part #	Description	U/M	Qty/ Box
NGLF-DSO-012	1/2" Male, 3", Deck Stub Out	EA	

Bestflex
Corrugated Stainless Steel Tubing Gas Line System

Half Striker Plate

- Material: Stainless Steel 304
- Connection: Threaded

Part #	Description	U/M	Qty/ Box
NGLF-STKP-37	3" x 7" Half Striker Plate	EA	



Half Striker Plate - Double

- Material: Stainless Steel 304
- Connection: Threaded

Part #	Description	U/M	Qty/ Box
NGLF-STKP-384	3" x 8.4" Half Striker Plate-Double	EA	



Quarter Striker Plate

- Material: Stainless Steel 304
- Connection: Threaded

Part #	Description	U/M	Qty/ Box
NGLF-STKP-32	3" x 2" Quarter Striker Plate	EA	

Bestflex
Corrugated Stainless Steel Tubing Gas Line System

Three Quarter Striker Plate

- Material: Stainless Steel 304
- Connection: Threaded

Part #	Description	U/M	Qty/ Box
NGLF-STKP-38	3" x 8" Three Quarter Striker Plate	EA	

Extra Large Striker Plate

- Material: Stainless Steel 304
- Connection: Threaded

Part #	Description	U/M	Qty/ Box
NGLF-STKP-EX	6" x 17" Extra Large Striker Plate	EA	

Full Striker Plate

- Material: Stainless Steel 304
- Connection: Threaded

Part #	Description	U/M	Qty/ Box
NGLF-STKP-312	3" x 12" Full Striker Plate	EA	

Bestflex
Corrugated Stainless Steel Tubing Gas Line System

Full Drop Striker Plate

- Material: Stainless Steel 304
- Connection: Threaded

Part #	Description	U/M	Qty/ Box
NGLF-STKP-BC	1/2" x 3/4" Full Drop Striker Plate	EA	
NGLF-STKP-ED	1" x 1-1/4" Full Drop Striker Plate	EA	

Bonding Clamp

- Material: Brass B124 C37700 (C3771)
- Connection: Threaded

Part #	Description	U/M	Qty/ Box
NGLF-BC-S	3/8", 1/2", 3/4"	EA	
NGLF-BC-L	1", 1-1/4", 1-1/2", 2"	EA	



Tube **Cutter**

- Reamer included for deburring the tube
- Easy-to-replace blade

Part #	Description	U/M	Qty/ Box
KF-Cutter-32	CSST Cutter, up to 5-32mm(1-1/4")	EA	10
KF-Cutter-50	CSST Cutter, up to 6-50mm(2")	EA	10
KF-Cutter-70	CSST Cutter, up to 7-70mm(2-3/4")	EA	10

Tube Jacket **Stripper**

- Gas CSST
- Water CSST (PE Coated)

Part #	Description	U/M	Qty/ Box
KF-JT-Stripper	Tube Jacket Stripper, 3/8" to 2"	EA	10

Plastic Pipe **Cutter**

- PB
- PEX
- CPVC

Part #	Description	U/M	Qty/ Box
KW-PP-Cutter	Plastic Pipe Cutter, up to 1"	EA	20

Bestflex™ and Bestflow™ - Tools

Tube Mounting **Saddle**

- Material: Stainless Steel 304
- 2 Ears

Part #	Description	U/M	Qty/ Bag
KFW-WB-038	3/8" CSST Mounting Bracket	EA	50
KFW-WB-012	1/2" CSST Mounting Bracket	EA	50
KFW-WB-034	3/4" CSST Mounting Bracket	EA	50
KFW-WB-100	1" CSST Mounting Bracket	EA	50
KFW-WB-114	1-1/4" CSST Mounting Bracket	EA	50
KFW-WB-112	1-1/2" CSST Mounting Bracket	EA	50
KFW-WB-200	2" CSST Mounting Bracket	EA	50

PTFE Thread Seal Tape

- WH (0.77g/cm^3) /YE (1.38g/cm^3
- 012 / 034

Part #	Description	U/M	Qty/ Bag
KF-TP-WH-012-520	1/2" x 520" x 0.0035", White	EA	100
KF-TP-YE-012-520	1/2" x 520" x 0.0035", Yellow	EA	100
KF-TP-WH-034-520	3/4" x 520" x 0.0035", White	EA	100
KF-TP-YE-034-520	3/4" x 520" x 0.0035", Yellow	EA	100

Quick FLARE™

Gas Brass Fittings

Patented and ready-to-install from the factory, Quickflare fittings eliminate all the hassles of threading, welding, or gluing connections. Simply **CUT**, **PUSH**, and **TIGHTEN**. Its' that easy!

Quickflare *Brass Fittings for* ***Bestflex*** *Gas CSST*



- ***Easy Installation***
- ***Quick Connect***
- ***Certified***
- ***No Rubber Parts***

Benefits

- Patented 3-Step Installation (CUT, PUSH, TIGHTEN)
- Reduces Labor Costs
- Resistant to Scaling & Corrosion
- No Special Tools Required
- Ready-To-Install from the Factory
- Variety of Applications

Applications

- Gas Ranges
- Gas Fireplaces
- Gas Water Heaters
- Gas Dryers
- Gas Furnaces
- Gas Grills
- Gas Distribution (Residential & Commercial)

Certifications & Approvals

- ANSI LC-1 / CSA 6.26 Fuel Gas Piping Systems Using Corrugated Stainless Steel Tubing

C US

Materials

Body	Brass UNS C 37700 (ASTM DS-561)
Bushing	Brass UNS C 37700 (ASTM DS-561)
Nut	Brass UNS C 37700 (ASTM DS-561)
Comp. Ring	Brass UNS C 36400 (ASTM B16)
Comp. Washer	Brass UNS C 36400 (ASTM B16)
Safety Clip	Stainless Steel 304

Technical Specifications

Sizes	3/8", 1/2", 3/4", 1", 1-1/4", 1-1/2", 2"
Rated Working Pressure	25 psi

Quickflare
CSST Gas Line System **Fittings**

Straight Male

- Body-Brass B124 C37700 (C3771)
- Bushing-Brass B124 C37700 (C3771)
- Compression Ring-B124 C360400(C3604)
- Compression Washer-C1220T-H C360400(C3604)
- Safety Clip -ASTM 1010

Part #	Description	U/M	Qty/ Box
NGLF-038-ST	3/8" MIP, Straight Brass Adapter	EA	
NGLF-038-ST-012	1/2" MIP, Straight Brass Adapter	EA	
NGLF-012-ST	1/2" MIP, Straight Brass Adapter	EA	
NGLF-012-ST-038	3/8" MIP, Straight Brass Adapter	EA	
NGLF-034-ST	3/4" MIP, Straight Brass Adapter	EA	
NGLF-034-ST-012	1/2" MIP, Straight Brass Adapter	EA	
NGLF-100-ST	1" MIP, Straight Brass Adapter	EA	
NGLF-100-ST-034	3/4" MIP, Straight Brass Adapter	EA	
NGLF-114-ST	1 1/4" MIP, Straight Brass Adapter	EA	
NGLF-112-ST	1 1/2" MIP, Straight Brass Adapter	EA	
NGLF-200-ST	2" MIP, Straight Brass Adapter	EA	

Straight Female

- Body-Brass B124 C37700 (C3771)
- Bushing-Brass B124 C37700 (C3771)
- Compression Ring-B124 C360400(C3604)
- Compression Washer-C1220T-H C360400(C3604)
- Safety Clip -ASTM 1010

Part #	Description	U/M	Qty/ Box
NGLF-038-SF	3/8" FIP, Straight Brass Adapter	EA	
NGLF-038-SF-012	1/2" FIP, Straight Brass Adapter	EA	
NGLF-012-SF	1/2" FIP, Straight Brass Adapter	EA	
NGLF-012-SF-038	3/8" FIP, Straight Brass Adapter	EA	
NGLF-034-SF	3/4" FIP, Straight Brass Adapter	EA	
NGLF-034-SF-012	1/2" FIP, Straight Brass Adapter	EA	
NGLF-100-SF	1" FIP, Straight Brass Adapter	EA	
NGLF-100-SF-034	3/4" FIP, Straight Brass Adapter	EA	
NGLF-114-SF	1 1/4" FIP, Straight Brass Adapter	EA	
NGLF-112-SF	1 1/2" FIP, Straight Brass Adapter	EA	
NGLF-200-SF	2" FIP, Straight Brass Adapter	EA	

Coupling / Union

- Body-Brass B124 C37700 (C3771)
- Bushing-Brass B124 C37700 (C3771)
- Compression Ring-B124 C360400(C3604)
- Compression Washer-C1220T-H C360400(C3604)
- Safety Clip -ASTM 1010

Part #	Description	U/M	Qty/ Box
NGLF-038-CP	3/8" Coupling, Straight Brass Adapter	EA	
NGLF-012-CP	1/2" Coupling, Straight Brass Adapter	EA	
NGLF-034-CP	3/4" Coupling, Straight Brass Adapter	EA	
NGLF-100-CP	1" Coupling, Straight Brass Adapter	EA	
NGLF-114-CP	1 1/4" Coupling, Straight Brass Adapter	EA	
NGLF-112-CP	1 1/2" Coupling, Straight Brass Adapter	EA	
NGLF-200-CP	2" Coupling, Straight Brass Adapter	EA	

Quickflare
CSST Gas Line System **Fittings**

Tee

- Body-Brass B124 C37700 (C3771)
- Bushing-Brass B124 C37700 (C3771)
- Compression Ring-B124 C360400(C3604)
- Compression Washer-C1220T-H C360400(C3604)
- Safety Clip -ASTM 1010

Part #	Description	U/M	Qty/ Box
NGLF-038-T	3/8" Tee	EA	
NGLF-012-T	1/2" Tee	EA	
NGLF-034-T	3/4" Tee	EA	
NGLF-100-T	1" Tee	EA	
NGLF-114-T	1 1/4" Tee	EA	
NGLF-112-T	1 1/2" Tee	EA	
NGLF-200-T	2" Tee	EA	

Female **Tee**

- Body-Brass B124 C37700 (C3771)
- Bushing-Brass B124 C37700 (C3771)
- Compression Ring-B124 C360400(C3604)
- Compression Washer-C1220T-H C360400(C3604)
- Safety Clip -ASTM 1010



Part #	Description	U/M	Qty/ Box
NGLF-012-FT	1/2" Female Tee	EA	
NGLF-034-FT	3/4" Female Tee	EA	
NGLF-100-FT	1" Female Tee	EA	
NGLF-114-FT	1 1/4" Female Tee	EA	
NGLF-112-FT	1 1/2" Female Tee	EA	
NGLF-200-FT	2" Female Tee	EA	

Reducing Female **Tee**

- Body-Brass B124 C37700 (C3771)
- Bushing-Brass B124 C37700 (C3771)
- Compression Ring-B124 C360400(C3604)
- Compression Washer-C1220T-H C360400(C3604)
- Safety Clip -ASTM 1010



Part #	Description	U/M	Qty/ Box
NGLF-012-RFT-038	3/8" Reducing Female Tee	EA	
NGLF-034-RFT-012	1/2" Reducing Female Tee	EA	
NGLF-100-RFT-034	3/4" Reducing Female Tee	EA	

Quickflare
CSST Gas Line System **Fittings**

Reducing **Run** and **Tee**

- Body-Brass B124 C37700 (C3771)
- Bushing-Brass B124 C37700 (C3771)
- Compression Ring-B124 C360400 (C3604)
- Compression Washer-C1220T-H C360400 (C3604)
- Safety Clip -ASTM 1010



Part #	Description	U/M	Qty/ Box
NGLF-012-RT-038	1/2" x 3/8"(T), Reducing Run & Tee	EA	
NGLF-034-RT-012038	3/4" x 1/2" x 3/8"(T), Reducing Run & Tee	EA	
NGLF-034-RT-012	3/4" x 1/2"(T), Reducing Run & Tee	EA	
NGLF-100-RT-034012	1" x 3/4" x 1/2"(T), Reducing Run & Tee	EA	
NGLF-100-RT-034	1" x 3/4"(T), Reducing Run & Tee	EA	
NGLF-114-RT-100012	1 1/4" x 1" x 1/2"(T), Reducing Run & Tee	EA	
NGLF-114-RT-100034	1 1/4" x 1" x 3/4"(T), Reducing Run & Tee	EA	
NGLF-114-RT-100	1 1/4" x 1"(T), Reducing Run & Tee	EA	
NGLF-112-RT-114012	1 1/2" x 1 1/4" x 1/2"(T), Reducing Run & Tee	EA	
NGLF-112-RT-114034	1 1/2" x 1 1/4" x 3/4"(T), Reducing Run & Tee	EA	
NGLF-112-RT-114100	1 1/2" x 1 1/4" x 1"(T), Reducing Run & Tee	EA	
NGLF-112-RT-114	1 1/2" x 1 1/4"(T), Reducing Run & Tee	EA	
NGLF-200-RT-112012	2" x 1 1/2" x 1/2"(T), Reducing Run & Tee	EA	
NGLF-200-RT-112034	2" x 1 1/2" x 3/4"(T), Reducing Run & Tee	EA	
NGLF-200-RT-112100	2" x 1 1/2" x 1"(T), Reducing Run & Tee	EA	
NGLF-200-RT-112114	2" x 1 1/2" x 1 1/4"(T), Reducing Run & Tee	EA	
NGLF-200-RT-112	2" x 1 1/2"(T), Reducing Run & Tee	EA	

Quickflare
CSST Gas Line System **Fittings**

Nut + Bushing

- Brass B124 C37700 (C3771)

Part #	Description	U/M	Qty/ Box
NGLF-038-CGNB	3/8" Nut + Bushing	EA	
NGLF-012-CGNB	1/2" Nut + Bushing	EA	
NGLF-034-CGNB	3/4" Nut + Bushing	EA	
NGLF-100-CGNB	1" Nut + Bushing	EA	
NGLF-114-CGNB	1 1/4" Nut + Bushing	EA	
NGLF-112-CGNB	1 1/2" Nut + Bushing	EA	
NGLF-200-CGNB	2" Nut + Bushing	EA	

Compression Ring

- STS304

Part #	Description	U/M	Qty/ Box
NGLF-038-CGCR	3/8" Compression Ring	EA	
NGLF-012-CGCR	1/2" Compression Ring	EA	
NGLF-034-CGCR	3/4" Compression Ring	EA	
NGLF-100-CGCR	1" Compression Ring	EA	
NGLF-114-CGCR	1 1/4" Compression Ring	EA	
NGLF-112-CGCR	1 1/2" Compression Ring	EA	
NGLF-200-CGCR	2" Compression Ring	EA	

Compression Washer

- C1220T-H C360400 (C3604)

Part #	Description	U/M	Qty/ Box
NGLF-038-CGCW	3/8" Compression Washer	EA	
NGLF-012-CGCW	1/2" Compression Washer	EA	
NGLF-034-CGCW	3/4" Compression Washer	EA	
NGLF-100-CGCW	1" Compression Washer	EA	
NGLF-114-CGCW	1 1/4" Compression Washer	EA	
NGLF-112-CGCW	1 1/2" Compression Washer	EA	
NGLF-200-CGCW	2" Compression Washer	EA	



High Temperature O Ring

- NE-Z150 (Silicone Rubber)

Part #	Description	U/M	Qty/ Box
NGLF-038-CGHTO	3/8" High Temperature O Ring	EA	
NGLF-012-CGHTO	1/2" High Temperature O Ring	EA	
NGLF-034-CGHTO	3/4" High Temperature O Ring	EA	
NGLF-100-CGHTO	1" High Temperature O Ring	EA	
NGLF-114-CGHTO	1 1/4" High Temperature O Ring	EA	
NGLF-112-CGHTO	1 1/2" High Temperature O Ring	EA	
NGLF-200-CGHTO	2" High Temperature O Ring	EA	

BESTFLOW™

Corrugated Stainless Steel Tubing Water Line System

Flexible water distribution piping system for plumbing applications.
The simplest and fastest solution for re-piping renovations and new construction projects.

Bestflow

Corrugated Stainless Steel Tubing

Water Line System

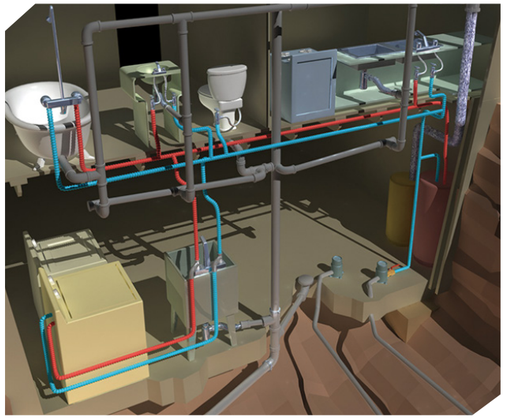

This system consists of flexible, durable, and lightweight, corrosion-resistant corrugated stainless steel tubing and is perfect for general plumbing, water distribution systems, water heating systems, tankless water heaters, heat exchangers, and fan coil units.

Applications

- General Plumbing
- Water Distribution Systems
- Tankless Water Heaters
- Heat Exchangers
- Fan Coil Units

Benefits

- Reduced Labor Costs
- Resistance to Scaling & Corrosion
- No Special Tools Required
- Minimal use of Fittings
- Environmentally Safe

Certifications & Approvals

- CSA
- UPC / NSF 61 Compliant for safe drinking water
- NSF 372 Compliant : Lead-Free

C US

NSF / ANSI 61 LEAD FREE UPC

Bestflow
Corrugated Stainless Steel Tubing **Water Line System**

Technical Specifications

CSST Material	Stainless Steel 304 (ASTM A 240)			
Coating (Optional)	Polyethylene (ASTM D 335)			
Types	Uncoated, Blue PE, Red PE			
Sizes	1/2"	3/4"	1"	1-1/4"
Inner Dia.	0.55 in	0.83 in	1.03 in	1.26 in
CSST Thickness	0.010"		0.012"	
PE Coating Thickness	0.02"			
Available Lengths	50, 100, 150 ft/Roll Custom lengths are available			
Burst Pressure	588 psi with fittings attached			
Rated Pressure	147 psi at 212˚ F			
Maximum Working Pressure	1/2"	220 psi		
	3/4"	176 psi		
	1"	147 psi		
	1-1/4"	110 psi		

	Size	Recommended
Minimum Bend Radius	1/2"	3 inches
	3/4"	3 inches
	1"	3 inches
	1-1/4"	5 inches
	1-1/2"	6 inches
	2"	8 inches

Friction Loss Data

GPM	Nominal Size (ID)					
	1/2"	3/4"	1"	1-1/4"	1-1/2"	2"
1	0.032	0.004	0.002	0.001	0.000	0.000
2	0.114	0.015	0.005	0.002	0.001	0.000
3	0.241	0.032	0.012	0.004	0.001	0.000
4	0.41	0.055	0.020	0.008	0.002	0.001
5	0.619	0.083	0.030	0.011	0.003	0.001
6	0.867	0.117	0.042	0.016	0.004	0.001
7	1.153	0.155	0.055	0.021	0.005	0.002
8	1.476	0.199	0.071	0.027	0.007	0.002
9		0.247	0.088	0.034	0.009	0.002
10		0.301	0.107	0.041	0.010	0.003
15		0.637	0.226	0.087	0.022	0.006
20		1.084	0.386	0.147	0.038	0.011
25		1.638	0.583	0.223	0.057	0.016
30			0.816	0.312	0.080	0.023
35			1.086	0.415	0.106	0.030
40				0.531	0.136	0.039
45				0.660	0.169	0.048
50					0.206	0.059
60					0.288	0.082
70					0.383	0.110
80						0.140
90						0.175
100						0.212
110						0.253
120						0.297

1. Table is based on the *Hazen-Williams formula.
2. Fluid velocities in excess of 5 - 8 ft/sec are not recommended.
3. Friction loss values shown are for the flow rates that do not exceed a velocity of 8 ft/sec.

$$P = \frac{4.52Q^{1.85}}{C^{1.85}\ D^{1.85}}$$

Where :

P= friction loss, psi per linear foot

Q= flow, gpm

D= average,ID, in inches

C= 70, friction constant

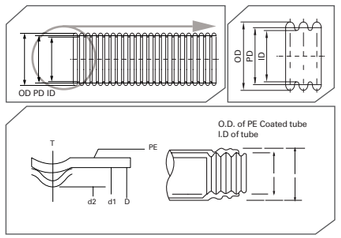

Bestflow
Corrugated Stainless Steel Tubing **Water Line System**

Installation Instructions

1. Cut

Determine the proper length of the tubing needed and cut the desired length. Cut a straight section that has not been bent.

⚠ A clean cut must be applied. A rough cut can perforate the silicone ring and cause leakage.



Cut

2. Connect

Remove the nut and make sure all internal components are in place. Replace the nut and insert the tube completely into fitting until it sits on the internal wall (about 4~5 corrugations into the fitting).

⚠ DO NOT use PTFE tape or sealant between body and nut connection.



Connect

3. Tighten

Tighten the the nut and the body using appropriate torque (see table below). If done properly, resistance should increase significantly and the nut will not turn after 1.5 turns.

Tube size (ID)	1/2"	3/4"	1"	1-1/4"
Torque(ft·lbs)	40~44	44~48	72~76	120~140



Tighten

Standards & Listings

NSF/ANSI 61	Drinking Water System Components - Health Effects
NSF/ ANSI 372	Lead Content Compliance
ASTM A240	Chromium and Chromium-Nickel Stainless Steel Plate, Sheet and Strip for Pressure Vessels and for General Applications
ASTM D3350	Polyethylene Injection and Extrusion Material
ASTM DS-561	Metals and Alloys in the Unified Numbering System
ASME B1.20.1	Pipe Threads, General Purpose (Inch)
IAPMO IGC-233	Corrugated Stainless Steel Hot and Cold Water Distribution Systems

Product Testing

Hydrostatic Test	Internal hydrostatic pressure increased to 220 ± 7 psi (1516 ± 48 kPa) or 1.5 times the rated pressure, whichever is greater, at the temperature of 68° ± 5° F (20° ± 3° C) for a period of 5 minutes.
Hydrostatic Burst Test	Internal hydrostatic pressure increased to 588 ± 7 psi (4051 ± 48 kPa) or 4 times that rated pressure, whichever is greater, at the temperature of 68° ± 5° F (20° ± 3° C) for a period of 5 minutes.
Bending Test	Bending motion applied uniformly at the rate of 5-6 cycles per minute.
Hydraulic Shock Test	Subjected to a hydraulic shock for 2,000 cycles at 68° F ± 5° F. The hydraulic shock shall consist of a sudden increase in pressure from 50 psi (345 kPa) to 284 psi (1967 kPa) lasting 1 second.
Vibration Test	Filled with water. The amplitude of vibration was 0.2 inches and the frequency was 25 Hz for 3 hours.
Flattening Test	Pressed to 2/3 height of the outer diameter until the tube is flat. No signs of cracks or leakage shall be found.
Impact Test	An impact force of 9.76 to 15.19 lb·ft was applied to various fitting sizes by using a hammer.
Toxicity Test	Conforms to NSF/ANSI 61 & 372

CSA INTERNATIONAL

Certificate of Compliance

Certificate: 2492723 **Master Contract:** 254883

Project: 2492723 **Date Issued:** April 5, 2012

Issued to: Kofulso Co., Ltd.
377-8 Gum Gok-Dong Seo-Gu
Incheon City
404-330, South Korea

The products listed below are eligible to bear the CSA Mark shown

Elaine Mantelos

Issued by: Elaine Mantelos

NSF/ANSI 61
Drinking Water

PRODUCTS
CLASS 6861 04 - PIPES AND RELATED PRODUCTS - NSF/ANSI 61 SECTION 4 - Certified to NSF/ANSI 61

Materials Only (Hot 82°C)

Non-Insulated Corrugated Stainless Steel Tubing:

½" CSST: EW-012-050; EW-012-100; EW-012-150

¾" CSST: EW-034-050; EW-034-100; EW-034-150

1" CSST: EW-010-050; EW-010-100; EW-010-150

1 ¼" CSST: EW-114-050; EW-114-100; EW-114-150

CSST with PE Jacket (Blue or Red):

1/2" CSST: EW-012-050BL/RD; EW-012-100BL/RD; EW-012-150BL/RD

¾" CSST: EW-034-050BL/RD; EW-034-100BL/RD; EW-034-150BL/RD

1" CSST: EW-010-050BL/RD; EW-010-100BL/RD; EW-010-150BL/RD

DQD 507 Rev. 2009-09-01 Page: 1

Bestflow
Corrugated Stainless Steel Tubing ***Water Line System***

Bestflow CSST

- Tubing : Stainless Steel 304
- Max. Operating Temperature : 212° F
- Max. Operating Pressure : 147psi

ID	Part #	Description	U/M	Qty/ Box
1/2"	KW-012-050	1/2" ID, 50 ft	Roll	
1/2"	KW-012-100	1/2" ID, 100 ft	Roll	
1/2"	KW-012-150	1/2" ID, 150 ft	Roll	
ID	**Part #**	**Description**	**U/M**	**Qty/ Box**
3/4"	KW-034-050	3/4" ID, 50 ft	Roll	
3/4"	KW-034-100	3/4" ID, 100 ft	Roll	
3/4"	KW-034-150	3/4" ID, 150 ft	Roll	
ID	**Part #**	**Description**	**U/M**	**Qty/ Box**
1"	KW-100-050	1" ID, 50 ft	Roll	
1"	KW-100-100	1" ID, 100 ft	Roll	
1"	KW-100-150	1" ID, 150 ft	Roll	
ID	**Part #**	**Description**	**U/M**	**Qty/ Box**
1-1/4"	KW-114-050	1-1/4" ID, 50 ft	Roll	
1-1/4"	KW-114-100	1-1/4" ID, 100 ft	Roll	
1-1/4"	KW-114-150	1-1/4" ID, 150 ft	Roll	

Bestflow CSST | Blue PE Jacket

- Tubing : Stainless Steel 304
- Coating : Blue Polyethylene (PE)
- Coating Thickness: 0.02"
- Max. Operating Temperature : 212° F
- Max. Operating Pressure : 147psi

ID	Part #	Description		U/M	Qty/ Box
1/2"	KW-012-050 BL	1/2" ID, W/ Blue PE Jacket	50 ft	Roll	
1/2"	KW-012-100 BL	1/2" ID, W/ Blue PE Jacket	100 ft	Roll	
1/2"	KW-012-150 BL	1/2" ID, W/ Blue PE Jacket	150 ft	Roll	
ID	**Part #**	**Description**		**U/M**	**Qty/ Box**
3/4"	KW-034-050 BL	3/4" ID, W/ Blue PE Jacket	50 ft	Roll	
3/4"	KW-034-100 BL	3/4" ID, W/ Blue PE Jacket	100 ft	Roll	
3/4"	KW-034-150 BL	3/4" ID, W/ Blue PE Jacket	150 ft	Roll	
ID	**Part #**	**Description**		**U/M**	**Qty/ Box**
1"	KW-100-050 BL	1" ID, W/ Blue PE Jacket	50 ft	Roll	
1"	KW-100-100 BL	1" ID, W/ Blue PE Jacket	100 ft	Roll	
1"	KW-100-150 BL	1" ID, W/ Blue PE Jacket	150 ft	Roll	
ID	**Part #**	**Description**		**U/M**	**Qty/ Box**
1-1/4"	KW-114-050 BL	1-1/4" ID, W/ Blue PE Jacket	50 ft	Roll	
1-1/4"	KW-114-100 BL	1-1/4" ID, W/ Blue PE Jacket	100 ft	Roll	
1-1/4"	KW-114-150 BL	1-1/4" ID, W/ Blue PE Jacket	150 ft	Roll	

Bestflow
Corrugated Stainless Steel Tubing **Water Line System**

Bestflow CSST | Red PE Jacket

- Tubing : Stainless Steel 304
- Coating : Red Polyethylene (PE)
- Coating Thickness: 0.02"
- Max. Operating Temperature : 212° F
- Max. Operating Pressure : 147psi

NSF/ANSI 61 LEAD FREE

ID	Part #	Description		U/M	Qty/ Box
1/2"	KW-012-050 RD	1/2" ID, W/ Red PE Jacket	50 ft	Roll	
1/2"	KW-012-100 RD	1/2" ID, W/ Red PE Jacket	100 ft	Roll	
1/2"	KW-012-150 RD	1/2" ID, W/ Red PE Jacket	150 ft	Roll	

ID	Part #	Description		U/M	Qty/ Box
3/4"	KW-034-050 RD	3/4" ID, W/ Red PE Jacket	50 ft	Roll	
3/4"	KW-034-100 RD	3/4" ID, W/ Red PE Jacket	100 ft	Roll	
3/4"	KW-034-150 RD	3/4" ID, W/ Red PE Jacket	150 ft	Roll	

ID	Part #	Description		U/M	Qty/ Box
1"	KW-100-050 RD	1" ID, W/ Red PE Jacket	50 ft	Roll	
1"	KW-100-100 RD	1" ID, W/ Red PE Jacket	100 ft	Roll	
1"	KW-100-150 RD	1" ID, W/ Red PE Jacket	150 ft	Roll	

ID	Part #	Description		U/M	Qty/ Box
1-1/4"	KW-114-050 RD	1-1/4" ID, W/ Red PE Jacket	50 ft	Roll	
1-1/4"	KW-114-100 RD	1-1/4" ID, W/ Red PE Jacket	100 ft	Roll	
1-1/4"	KW-114-150 RD	1-1/4" ID, W/ Red PE Jacket	150 ft	Roll	

Bestflow
Corrugated Stainless Steel Tubing **Water Line System**

Bestflow CSST | Manifolds

034 **Manifold**

- Material: Stainless Steel 304
- Connection: Threaded

Part #	Description	U/M	Qty/ Box
KW-MFD-034-01	Manifold, 1/2" (3) Ports, 3/4"F x 3/4"F	EA	15
KW-MFD-034-02	Manifold, 1/2" (4) Ports, 3/4"F x 3/4"F	EA	15



100 **Manifold**

- Material: Stainless Steel 304
- Connection: Threaded

Part #	Description	U/M	Qty/ Box
KW-MFD-100-01	Manifold, 1/2" (3) Ports, 1"F x 1"F	EA	10
KW-MFD-100-02	Manifold, 1/2" (4) Ports, 1"F x 1"F	EA	10
KW-MFD-100-03	Manifold, 3/4" (3) Ports, 1"F x 1"F	EA	10
KW-MFD-100-04	Manifold, 3/4" (4) Ports, 1"F x 1"F	EA	10



Quicksnap Brass Fittings

Semi push-fit fittings for the Bestflow Water CSST that eliminate all the hassles of threading, welding, or gluing connections.
Simply push the tube into the fitting and tighten. It's that easy.

Quicksnap™ Brass Fittings for Vectorflow™ Water CSST

Applications

- Water Distribution Systems
- Boilers
- Water Heaters
- Solar Thermal Systems
- Tankless Water Heaters

Benefits

- Semi Push-Fit Design
- Reduced Labor Costs
- Resistant to Scaling & Corrosion
- No Special Tools Required
- Versatility of Application

Certifications & Approvals

- IAPMO/ UPC Certified
- NSF 61 Compliant
- NSF 372 Compliant : Lead-Free

NSF/ANSI 61
LEAD FREE
UPC ®

Materials

Body/ Nut	Brass UNS C 37700 (ASTM DS-561)
Lead-Free Body/ Nut	Brass UNS C 46500 (ASTM B171)
Sealing Ring	Silicone
Isolation Ring	Nylon 66

Technical Specifications

Sizes	1/2", 3/4", 1", 1-1/4", 1-1/2", 2"
Rated Working Pressure	147 psi

Lead-Free Quicksnap Brass Fittings



Lead-Free Straight Male

- Body-Brass UNS C 46500 (ASTM B171)
- Sealing Ring-Silicone
- Isolation Ring-Nylon 66

Part #	Description	U/M	Qty/ Box
KFW-012-ST	1/2" MIP, Lead-Free Straight	EA	
KFW-034-ST	3/4" MIP, Lead-Free Straight	EA	
KFW-100-ST	1" MIP, Lead-Free Straight	EA	
KFW-114-ST	1-1/4" MIP, Lead-Free Straight	EA	



Lead-Free Straight Female

- Body-Brass UNS C 46500 (ASTM B171)
- Sealing Ring-Silicone
- Isolation Ring-Nylon 66

Part #	Description	U/M	Qty/ Box
KFW-012-SF	1/2" FIP, Lead-Free Straight	EA	
KFW-034-SF	3/4" FIP, Lead-Free Straight	EA	
KFW-100-SF	1" FIP, Lead-Free Straight	EA	
KFW-114-SF	1-1/4" FIP, Lead-Free Straight	EA	



Lead-Free Copper Sweat Adapter

- Body-Brass UNS C 46500 (ASTM B171)
- Sealing Ring-Silicone
- Isolation Ring-Nylon 66

Part #	Description	U/M	Qty/ Box
KFW-012-SW	1/2", Lead-Free Sweat Adapter	EA	
KFW-034-SW	3/4", Lead-Free Sweat Adapter	EA	
KFW-100-SW	1", Lead-Free Sweat Adapter	EA	
KFW-114-SW	1-1/4", Lead-Free Sweat Adapter	EA	

Quicksnap Brass Fittings

Straight Male

- Body-Brass UNS C37700 (ASTM DS-561)
- Sealing Ring-Silicone
- Isolation Ring-Nylon 66

Part #	Description	U/M	Qty/ Box
KFS-012-ST	1/2" MIP, Straight Brass Adapter	EA	
KFS-034-ST	3/4" MIP, Straight Brass Adapter	EA	
KFS-100-ST	1" MIP, Straight Brass Adapter	EA	
KFS-114-ST	1-1/4" MIP, Straight Brass Adapter	EA	



Straight Female

- Body-Brass UNS C37700 (ASTM DS-561)
- Sealing Ring-Silicone
- Isolation Ring-Nylon 66

Part #	Description	U/M	Qty/ Box
KFS-012-SF	1/2" FIP, Straight Brass Adapter	EA	
KFS-034-SF	3/4" FIP, Straight Brass Adapter	EA	
KFS-100-SF	1" FIP, Straight Brass Adapter	EA	
KFS-114-SF	1-1/4" FIP, Straight Brass Adapter	EA	



Copper Sweat Adapter

- Body-Brass UNS C37700 (ASTM DS-561)
- Sealing Ring-Silicone
- Isolation Ring-Nylon 66

Part #	Description	U/M	Qty/ Box
KFS-012-SW	1/2" Sweat, Straight Brass Adapter	EA	
KFS-034-SW	3/4" Sweat, Straight Brass Adapter	EA	
KFS-100-SW	1" Sweat, Straight Brass Adapter	EA	
KFS-114-SW	1-1/4" Sweat, Straight Brass Adapter	EA	

Coupling / Union

- Body-Brass UNS C37700 (ASTM DS-561)
- Sealing Ring-Silicone
- Isolation Ring-Nylon 66

Part #	Description	U/M	Qty/ Box
KFS-012-CP	1/2" Coupling, Straight Brass Adapter	EA	
KFS-034-CP	3/4" Coupling, Straight Brass Adapter	EA	
KFS-100-CP	1" Coupling, Straight Brass Adapter	EA	
KFS-114-CP	1-1/4" Coupling, Straight Brass Adapter	EA	



Push-Fit **Coupling**

- Body-Brass UNS C37700 (ASTM DS-561)
- Push-Fit Nut : Nylon 66
- Push-Fit Sealing Ring : EPDM
- Push-Fit Grab Ring : Stainless Steel 304

Part #	Description	U/M	Qty/ Box
KFS-012-EC-CP	1/2" Push-Fit	EA	
KFS-034-EC-CP	3/4" Push-Fit	EA	
KFS-100-EC-CP	1" Push-Fit	EA	



Reducing **Coupling**

- Body-Brass UNS C37700 (ASTM DS-561)
- Sealing Ring-Silicone
- Isolation Ring-Nylon 66

Part #	Description	U/M	Qty/ Box
KFS-034-RCP-012	3/4" x 1/2" Reducing Coupling	EA	
KFS-100-RCP-012	1" x 1/2" Reducing Coupling	EA	
KFS-100-RCP-034	1" x 3/4" Reducing Coupling	EA	

Female **Elbow**

- Body-Brass UNS C37700 (ASTM DS-561)
- Sealing Ring-Silicone
- Isolation Ring-Nylon 66

Part #	Description	U/M	Qty/ Box
KFS-012-EL	1/2" 90° Female Elbow	EA	
KFS-034-EL	3/4" 90° Female Elbow	EA	
KFS-100-EL	1" 90° Female Elbow	EA	

Tee

- Body-Brass UNS C37700 (ASTM DS-561)
- Sealing Ring-Silicone
- Isolation Ring-Nylon 66

Part #	Description	U/M	Qty/ Box
KFS-012-T	1/2" Tee	EA	
KFS-034-T	3/4" Tee	EA	
KFS-100-T	1" Tee	EA	

Quicksnap *Brass Fittings*

Reducing **Tee**

- Body-Brass UNS C37700 (ASTM DS-561)
- Sealing Ring-Silicone
- Isolation Ring-Nylon 66

Part #	Description	U/M	Qty/ Box
KFS-034-RT-012	3/4" x 1/2" (T), Reducing Tee	EA	
KFS-100-RT-012	1" x 1/2" (T), Reducing Tee	EA	
KFS-100-RT-034	1" x 3/4" (T), Reducing Tee	EA	

Female **Tee**

- Body-Brass UNS C37700 (ASTM DS-561)
- Sealing Ring-Silicone
- Isolation Ring-Nylon 66

Part #	Description	U/M	Qty/ Box
KFS-012-FT	1/2" Female Tee	EA	
KFS-034-FT	3/4" Female Tee	EA	
KFS-100-FT	1" Female Tee	EA	

Reducing Female **Tee**

- Body-Brass UNS C37700 (ASTM DS-561)
- Sealing Ring-Silicone
- Isolation Ring-Nylon 66

Part #	Description	U/M	Qty/ Box
KFS-034-FRT-012	3/4" x 1/2" (T), Reducing Female Tee	EA	
KFS-100-FRT-012	1" x 1/2" (T), Reducing Female Tee	EA	
KFS-100-FRT-034	1" x 3/4" (T), Reducing Female Tee	EA	



Quicksnap *Brass Fittings - Parts*

Isolation Ring

- Isolation Ring-Formulated Fiber Glass w/Nylon 66
- Temperature Rating : 350° F
- Application : High Performance Solar Thermal System

Part #	Description	U/M	Qty/ Bag
KFS-IR-012	1/2" High Temp. Isolation Ring	EA	100
KFS-IR-034	3/4" High Temp. Isolation Ring	EA	100
KFS-IR-100	1" High Temp. Isolation Ring	EA	100
KFS-IR-114	1-1/4" High Temp. Isolation Ring	EA	100

Isolation Ring

- Isolation Ring-Formulated Fiber Glass w/Nylon 66
- Temperature Rating : 300° F
- Application : Solar Thermal System

Part #	Description	U/M	Qty/ Bag
KFW-IR-012	1/2" Isolation Ring	EA	100
KFW-IR-034	3/4" Isolation Ring	EA	100
KFW-IR-100	1" Isolation Ring	EA	100
KFW-IR-114	1-1/4" Isolation Ring	EA	100



Isolation Ring

- Teeth Ring : Stainless Steel
- Spacer : Formulated Fiber Glass w/Nylon
- Temperature Rating : 300° F

Part #	Description	U/M	Qty/ Bag
KFM-IR-012	1/2" High Temp. Stainless Steel Isolation Ring	EA	100
KFM-IR-034	3/4" High Temp. Stainless Steel Isolation Ring	EA	100
KFM-IR-100	1" High Temp. Stainless Steel Isolation Ring	EA	100
KFM-IR-114	1-1/4" High Temp. Stainless Steel Isolation Ring	EA	100

Sealing Ring

- Sealing Ring-Silicone
- Temperature Rating : 250° F

Part #	Description	U/M	Qty/ Bag
KFW-SR-012	1/2" Sealing Ring	EA	100
KFW-SR-034	3/4" Sealing Ring	EA	100
KFW-SR-100	1" Sealing Ring	EA	100
KFW-SR-114	1-1/4" Sealing Ring	EA	100

Vectorflow *Full Port Ball Valves*

Sealing Ring

- High Temperature Graded Silicone
- Application : High Temperature Solar Thermal System

Part #	Description	U/M	Qty/ Box
KFS-SR-012	1/2" High Temp. Sealing Ring	EA	100
KFS-SR-034	3/4" High Temp. Sealing Ring	EA	100
KFS-SR-100	1" High Temp. Sealing Ring	EA	100
KFS-SR-114	1-1/4" High Temp. Sealing Ring	EA	100

Ball Valve | FIP x Flex

- 150 WSP
- 400 WOG
- Rubber Coated Steel Lever
- Ball Disc Packing : PTFE Seal

Part #	Description	U/M	Qty/ Box
KFW-BVF-012	1/2" FIP	EA	
KFW-BVF-034	3/4" FIP	EA	
KFW-BVF-100	1" FIP	EA	

Ball Valve | MIP x Flex

- 150 WSP
- 400 WOG
- Rubber Coated Steel Lever
- Ball Disc Packing : PTFE Seal

Part #	Description	U/M	Qty/ Box
KFW-BVM-012	1/2" MIP	EA	
KFW-BVM-034	3/4" MIP	EA	
KFW-BVM-100	1" MIP	EA	

Braided Stainless Steel ***Water Connectors***

Burst-free, lead-free, and hassle-free water connectors for all plumbing applications.

Braided Stainless Steel ***Water Connectors***

Applications

- Faucets
- Toilets
- Dishwashers
- Refrigerators/Ice Makers
- Washing Machines

Benefits

- Reduced Labor Costs
- Burst-Free
- No Special Tools Required
- Full Range of Connections
- Environmentally Safe

Certifications & Approvals

- cUPC / NSF 61 Compliant for safe drinking water
- NSF 372 Compliant : Lead-Free
- ASME A 112.18.6-2009 / CSA B 125.6-2009
- AB 100 Compliant

NSF/ANSI 61
LEAD FREE
UPC
C ®

Materials

Jacket	Braided Stainless Steel 304
Inner Hose	Reinforced PVC
Fittings	Chrome-Plated Brass

Technical Specifications

Rated Temperature	-40° F to 180° F (-40° C to 82° C)
Maximum Pressure	125 psi (8.6 bar)

Braided Stainless Steel ***Water Connectors***

Koflex braided water connectors can be used for commercial or residential applications. Koflex offers a complete line of flexible water connectors that are built to last. Durable lead-free connectors are preferred by professional plumbers.

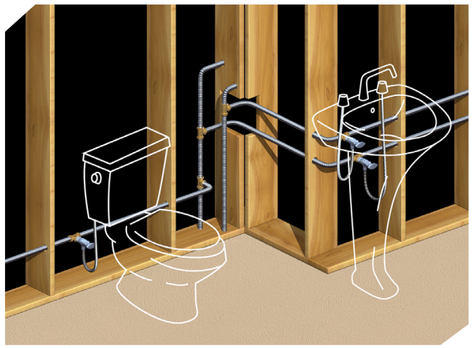

No Special Tools Required!

- Durable, flexible water connector features reinforced PVC inner hose, braided with stainless steel
- Requires no cutting or soldering during installation
- Chrome plated brass hex nuts for corrosion resistance
- Nut-to-hose connection with 12-point pneumatic crimp
- EPDM gasket helps provide a leak-free seal

Parts Numbering System

KF - FC - 38C12F - 12

APPLICATION | FITTINGS | LENGTH

APPLICATION

Part#	Size (ID)
FC	FAUCET CONNECTOR
TC	TOILET CONNECTOR
IC	ICE MAKER CONNECTOR
WM	WASHING MACHINE CONNECTOR
DC	DISHWASHER CONNECTOR

FITTINGS

Part#	Size (ID)
14C	1/4" COMPRESSION
38C	3/8" COMPRESSION
12C	1/2" COMPRESSION
12F	1/2" FIP
MBC	7/8″ METAL BALLCOCK
BC	7/8″ BALLCOCK
DT	DELTA TYPE
34HB	3/4" GARDEN HOSE THREAD
38L	3/8″ ELBOW
HBL	3/4" GARDEN HOSE ELBOW

LENGTH

Standard Lengths
ALL IN INCHES EXCEPT ICE MAKER (FT)

Braided Stainless Steel ***Water Connectors***

IAPMO RESEARCH AND TESTING, INC.

5001 East Philadelphia Street, Ontario, California 91761-2816 • (909) 472-4100 Fax (909) 472-4244 • www.iapmo.org

ANSI Accredited Program PRODUCT CERTIFICATION #0202

SCC Accredited CB-P/S OCPS Accrédité CCN

CERTIFICATE OF LISTING

IAPMO Research and Testing, Inc. is a product certification body which tests and inspects samples taken from the supplier's stock or from the market or a combination of both to verify compliance to the requirements of applicable codes and standards. This activity is coupled with periodic surveillance of the supplier's factory and warehouses as well as the assessment of the supplier's Quality Assurance System. This listing is subject to the conditions set forth in the characteristics below and is not to be construed as any recommendation, assurance or guarantee by IAPMO Research and Testing, Inc. of the product acceptance by Authorities Having Jurisdiction.

Effective Date: October 2013 -Rev. 10/28/2013- Void After: October 2014

Product: Flexible Metalic Water Connectors File No. K-8333

Issued To: Kofulso Co., Ltd.
377-8 Gum Gok-Dong Seo-Gu
Incheon City
404-330, South Korea

Identification: All connectors shall have the manufacturer's name or trademark on nuts and fittings. An acceptable label shall be placed on tubing showing size, model, manufacturer's name or trademark and the cUPC® certification mark. SPECIAL NOTE ON LABEL: "For use with water in accessible locations only.'

Characteristics: Corrugated flexible metallic water connectors can be field fabricated or prefabricated for use in accessible locations with other IAPMO listed fittings. Connectors are manufactured with end fittings and dielectric bushings, or seat or barbed ends to connect water devices to the water supply. To be installed in accordance with the manufacturer's instructions, and the requirements of the latest edition of the Uniform Plumbing Code.

Products listed on this certificate have been tested by an IAPMO R&T recognized laboratory. This recognition has been granted based upon the laboratory's compliance to the applicable requirements of ISO/IEC 17025.

Products are in compliance with the following code(s):
Uniform Plumbing Code (UPC®)
National Plumbing Code of Canada

Chairman, Product Certification Committee

CEO, The IAPMO Group

This listing period is based upon the last date of the month indicated on the Effective Date and Void After Date shown above. Any change in material, manufacturing process, marking or design without having first obtained the approval of the Product Certification Committee, or any evidence of non-compliance with applicable codes and standards or of inferior workmanship, may be deemed sufficient cause for revocation of this listing. Production of or reference to this form for advertising purposes may be made only by specific written permission of IAPMO Research and Testing, Inc. Any alteration of this certificate could be grounds for revocation of the listing.

FAUCET Connector
1/2" FIP x 1/2" FIP

- Tube-PVC
- Jacket-Braided Stainless Steel 304
- Nut-Chrome Plated Brass
- Max. Working Temperature 180°F (82°C)
- Max. Working Pressure 125 psi (8.6bar)

NSF/ANSI 61 LEAD FREE

Part #	Description	U/M	Qty/ Box
KF-FC-12F12F-12	SS Braided Faucet Connector, 1/2"FIP x 1/2"FIP, 12"	EA	50
KF-FC-12F12F-16	SS Braided Faucet Connector, 1/2"FIP x 1/2"FIP, 16"	EA	50
KF-FC-12F12F-20	SS Braided Faucet Connector, 1/2"FIP x 1/2"FIP, 20"	EA	50
KF-FC-12F12F-24	SS Braided Faucet Connector, 1/2"FIP x 1/2"FIP, 24"	EA	50
KF-FC-12F12F-30	SS Braided Faucet Connector, 1/2"FIP x 1/2"FIP, 30"	EA	50

FAUCET Connector
1/2" Compression x 1/2" FIP

- Tube-PVC
- Jacket-Braided Stainless Steel 304
- Nut-Chrome Plated Brass
- Max. Working Temperature 180°F (82°C)
- Max. Working Pressure 125 psi (8.6bar)

NSF/ANSI 61 LEAD FREE

Part #	Description	U/M	Qty/ Box
KF-FC-12C12F-12	SS Braided Faucet Connector, 1/2"C x 1/2"FIP, 12"	EA	50
KF-FC-12C12F-16	SS Braided Faucet Connector, 1/2"C x 1/2"FIP, 16"	EA	50
KF-FC-12C12F-20	SS Braided Faucet Connector, 1/2"C x 1/2"FIP, 20"	EA	50

FAUCET Connector
3/8" Compression x 3/8" Compression

- Tube-PVC
- Jacket-Braided Stainless Steel 304
- Nut-Chrome Plated Brass
- Max. Working Temperature 180°F (82°C)
- Max. Working Pressure 125 psi (8.6bar)

NSF/ANSI 61 LEAD FREE

Part #	Description	U/M	Qty/ Box
KF-FC-38C38C-9	SS Braided Faucet Connector, 3/8"C x 3/8"C, 9"	EA	50
KF-FC-38C38C-12	SS Braided Faucet Connector, 3/8"C x 3/8"C, 12"	EA	50
KF-FC-38C38C-16	SS Braided Faucet Connector, 3/8"C x 3/8"C, 16"	EA	50
KF-FC-38C38C-20	SS Braided Faucet Connector, 3/8"C x 3/8"C, 20"	EA	50
KF-FC-38C38C-24	SS Braided Faucet Connector, 3/8"C x 3/8"C, 24"	EA	50
KF-FC-38C38C-30	SS Braided Faucet Connector, 3/8"C x 3/8"C, 30"	EA	50

FAUCET Connector
3/8" Compression x Delta Type

- Tube-PVC
- Jacket-Braided Stainless Steel 304
- Nut-Chrome Plated Brass
- Max. Working Temperature 180°F (82°C)
- Max. Working Pressure 125 psi (8.6bar)

NSF/ANSI 61 LEAD FREE

Part #	Description	U/M	Qty/ Box
KF-FC-38DT-12	SS Braided Faucet Connector, 3/8"C x Delta Type, 12"	EA	50
KF-FC-38DT-16	SS Braided Faucet Connector, 3/8"C x Delta Type, 16"	EA	50
KF-FC-38DT-20	SS Braided Faucet Connector, 3/8"C x Delta Type, 20"	EA	50

Braided Stainless Steel **Water Connectors**

FAUCET Connector
3/8" Compression x 1/2" FIP

- Tube-PVC
- Jacket-Braided Stainless Steel 304
- Nut-Chrome Plated Brass
- Max. Working Temperature 180°F (82°C)
- Max. Working Pressure 125 psi (8.6bar)

NSF/ANSI 61 LEAD FREE

Part #	Description	U/M	Qty/ Box
KF-FC-38C12F-9	SS Braided Faucet Connector, 3/8"C x 1/2"FIP, 9"	EA	50
KF-FC-38C12F-12	SS Braided Faucet Connector, 3/8"C x 1/2"FIP, 12"	EA	50
KF-FC-38C12F-16	SS Braided Faucet Connector, 3/8"C x 1/2"FIP, 16"	EA	50
KF-FC-38C12F-20	SS Braided Faucet Connector, 3/8"C x 1/2"FIP, 20"	EA	50
KF-FC-38C12F-24	SS Braided Faucet Connector, 3/8"C x 1/2"FIP, 24"	EA	50
KF-FC-38C12F-30	SS Braided Faucet Connector, 3/8"C x 1/2"FIP, 30"	EA	50
KF-FC-38C12F-36	SS Braided Faucet Connector, 3/8"C x 1/2"FIP, 36"	EA	50

ICE MAKER Connector
1/4" Compression x 1/4" Compression

- Tube-PVC
- Jacket-Braided Stainless Steel 304
- Nut-Chrome Plated Brass
- Max. Working Temperature 180°F (82°C)
- Max. Working Pressure 125 psi (8.6bar)

NSF/ANSI 61 LEAD FREE

Part #	Description	U/M	Qty/ Box
KF-IC-14C14C-5	SS Braided Ice Maker Connector, 1/4"C x 1/4" C, 5 ft	EA	50
KF-IC-14C14C-6	SS Braided Ice Maker Connector, 1/4"C x 1/4" C, 6 ft	EA	50
KF-IC-14C14C-10	SS Braided Ice Maker Connector, 1/4"C x 1/4" C, 10 ft	EA	25

WASHING MACHINE Connector
3/4" Hose Bibb (FHT)

- Tube-PVC
- Jacket-Braided Stainless Steel 304
- Nut-Chrome Plated Brass
- Max. Working Temperature 180°F (82°C)
- Max. Working Pressure 125 psi (8.6bar)

NSF/ANSI 61 LEAD FREE

Part #	Description	U/M	Qty/ Box
KF-WM-34HB-48	SS Braided Washing Machine Connector, 3/4"HB, 48"	EA	25
KF-WM-34HB-60	SS Braided Washing Machine Connector, 3/4"HB, 60"	EA	25
KF-WM-34HB-72	SS Braided Washing Machine Connector, 3/4"HB, 72"	EA	25
KF-WM-34HB-90	SS Braided Washing Machine Connector, 3/4"HB, 90"	EA	25

Braided Stainless Steel ***Water Connectors***

TOILET Connector
3/8" Compression x 7/8" Ballcock

- Tube-PVC
- Jacket-Braided Stainless Steel 304
- Nut-Chrome Plated Brass
- Max. Working Temperature 180°F (82°C)
- Max. Working Pressure 125 psi (8.6bar)

NSF/ANSI 61 LEAD FREE UPC C

Part #	Description	U/M	Qty/ Box
KF-TC-38CBC-9	SS Braided Toilet Connector, 3/8"C x 7/8"BC, 9"	EA	**50**
KF-TC-38CBC-12	SS Braided Toilet Connector, 3/8"C x 7/8"BC, 12"	EA	**50**
KF-TC-38CBC-16	SS Braided Toilet Connector, 3/8"C x 7/8"BC, 16"	EA	**50**
KF-TC-38CBC-20	SS Braided Toilet Connector, 3/8"C x 7/8"BC, 20"	EA	**50**

TOILET Connector
3/8" Compression x 7/8" Metal Ballcock

- Tube-PVC
- Jacket-Braided Stainless Steel 304
- Nut-Chrome Plated Brass
- Max. Working Temperature 180°F (82°C)
- Max. Working Pressure 125 psi (8.6bar)

NSF/ANSI 61 LEAD FREE UPC C

Part #	Description	U/M	Qty/ Box
KF-TC-38CMBC-9	SS Braided Toilet Connector, 3/8"C x 7/8" Metal BC, 9"	EA	**50**
KF-TC-38CMBC-12	SS Braided Toilet Connector, 3/8"C x 7/8" Metal BC, 12"	EA	**50**
KF-TC-38CMBC-16	SS Braided Toilet Connector, 3/8"C x 7/8" Metal BC, 16"	EA	**50**
KF-TC-38CMBC-20	SS Braided Toilet Connector, 3/8"C x 7/8" Metal BC, 20"	EA	**50**

TOILET Connector
1/2" FIP x 7/8" Ballcock

- Tube-PVC
- Jacket-Braided Stainless Steel 304
- Nut-Chrome Plated Brass
- Max. Working Temperature 180°F (82°C)
- Max. Working Pressure 125 psi (8.6bar)

NSF/ANSI 61 LEAD FREE UPC C

Part #	Description	U/M	Qty/ Box
KF-TC-12FBC-12	SS Braided Toilet Connector, 1/2"FIP x 7/8"BC, 12"	EA	**50**
KF-TC-12FBC-16	SS Braided Toilet Connector, 1/2"FIP x 7/8"BC, 16"	EA	**50**
KF-TC-12FBC-20	SS Braided Toilet Connector, 1/2"FIP x 7/8"BC, 20"	EA	**50**

Braided Stainless Steel ***Water Connectors***

DISHWASHER Connector
3/8" Compression x 3/8" Compression

- Tube-PVC
- Jacket-Braided Stainless Steel 304
- Nut-Chrome Plated Brass
- Max. Working Temperature 180°F (82°C)
- Max. Working Pressure 125 psi (8.6bar)

NSF/ANSI 61 LEAD FREE UPC C

Part #	Description	U/M	Qty/ Box
KF-DC-38C38C-48	SS Braided Dishwasher Connector, 3/8"C x 3/8"C, 48"	EA	**50**
KF-DC-38C38C-60	SS Braided Dishwasher Connector, 3/8"C x 3/8"C, 60"	EA	**50**
KF-DC-38C38C-72	SS Braided Dishwasher Connector, 3/8"C x 3/8"C, 72"	EA	**50**

DISHWASHER Connector
3/8" Compression x 3/8" Elbow

- Tube-PVC
- Jacket-Braided Stainless Steel 304
- Nut-Chrome Plated Brass
- Max. Working Temperature 180°F (82°C)
- Max. Working Pressure 125 psi (8.6bar)

NSF/ANSI 61 LEAD FREE UPC C

Part #	Description	U/M	Qty/ Box
KF-DC-38C38L-48	SS Braided Dishwasher Connector, 3/8"C x 3/8"EL, 48"	EA	**50**
KF-DC-38C38L-60	SS Braided Dishwasher Connector, 3/8"C x 3/8"EL, 60"	EA	**50**
KF-DC-38C38L-72	SS Braided Dishwasher Connector, 3/8"C x 3/8"EL, 72"	EA	**50**
KF-DC-38C38L-96	SS Braided Dishwasher Connector, 3/8"C x 3/8"EL, 96"	EA	**50**

DISHWASHER Connector
1/2" Compression x 3/8" Elbow

- Tube-PVC
- Jacket-Braided Stainless Steel 304
- Nut-Chrome Plated Brass
- Max. Working Temperature 180°F (82°C)
- Max. Working Pressure 125 psi (8.6bar)

NSF/ANSI 61 LEAD FREE UPC C

Part #	Description	U/M	Qty/ Box
KF-DC-12C38L-60	SS Braided Dishwasher Connector, 1/2"C x 3/8"EL, 60"	EA	**50**

DISHWASHER Connector
3/8" Compression x 3/4" Hose Bibb (FHT) Elbow

- Tube-PVC
- Jacket-Braided Stainless Steel 304
- Nut-Chrome Plated Brass
- Max. Working Temperature 180°F (82°C)
- Max. Working Pressure 125 psi (8.6bar)

NSF/ANSI 61 LEAD FREE UPC C

Part #	Description	U/M	Qty/ Box
KF-DC-38CHBL-48	SS Braided Dishwasher Connector, 3/8"C x 3/4" GH Elbow, 48"	EA	**50**
KF-DC-38CHBL-60	SS Braided Dishwasher Connector, 3/8"C x 3/4" GH Elbow, 60"	EA	**50**
KF-DC-38CHBL-72	SS Braided Dishwasher Connector, 3/8"C x 3/4" GH Elbow, 72"	EA	**50**

NEW Braided Stainless Steel Safe-flow Water Connector

Prevents unexpected water damage from a hose burst or excessive flow of water.

The Koflex Safe-Flow EFV is our new supply line with a built-in excess flow valve that can be installed between the supply stop valve and the fixture. This unique valve automatically activates to prevent water damage caused by breakage, bursts or excessive water flow.

- Minimum Flow: 2.0 gpm
- Shut-off Flow: 2.5 - 3.5 gpm

- UPC / NSF 61 Compliant
- NSF 372 Compliant : Lead-Free
- ASME A 112.18.6-2009 / CSA B 125.6-2009



Resetting Safe-Flow
To reset the Safe-Flow EFV, first, make sure the supply line is not damaged, then simply open the water supply stop valve.

Available Applications
Faucets / Toilets / Dishwashers / Washing Machines / Refrigerators/Ice Makers

IAPMO RESEARCH AND TESTING, INC.

5001 E. Philadelphia Street, Ontario, CA 91761 • Phone (909) 472-4100 • Fax (909) 472-4244 • www.iapmort.org

ANSI ACCREDITED ISO/IEC 17065 Product Certification Body #0202 — IAPMO R&T — SCC Accredited CS-P/S OCPS Accredite CCN

IAPMO R&T Product Listing

UPC C ®

This IAPMO R&T Listing is current as of October 20, 2023

File Number:
9849

Issued To:
KOFULSO CO., LTD.
23 BODEUM-RO SEO-GU INCHEON , Korea, Republic of

Product:
Flexible Water Connectors with Excess Flow Shutoff Device

Products are in compliance with the following code(s):
Uniform Plumbing Code (UPC®)
National Plumbing Code of Canada

Products are certified to the following standard(s)
CSA B125.5-11/IAPMO Z600-11 (R2016)

Braided Stainless Steel ***Safe-flow***
Water Connectors

Safeflow

FAUCET Connector
1/2" FIP x 1/2" FIP

- Tube-PVC
- Jacket-Braided Stainless Steel 304
- Excess Flow Shut-off Valve
- Nut-Chrome Plated Brass
- Max. Working Temperature 180°F (82°C)
- Max. Working Pressure 125 psi (8.6bar)
- Minimum Flow: 2.0 gpm
- Shut-off Flow: 2.5 - 3.5 gpm

NSF/ANSI 61 LEAD FREE UPC

Part #	Description		U/M	Qty/ Box
KF-FC-12F12F-12V	1/2"FIP x 1/2"FIP, Excess Flow Shut-off Valve,	12"	EA	**50**
KF-FC-12F12F-16V	1/2"FIP x 1/2"FIP, Excess Flow Shut-off Valve,	16"	EA	**50**
KF-FC-12F12F-20V	1/2"FIP x 1/2"FIP, Excess Flow Shut-off Valve,	20"	EA	**50**

FAUCET Connector
1/2" Compression x 1/2" FIP

- Tube-PVC
- Jacket-Braided Stainless Steel 304
- Excess Flow Shut-off Valve
- Nut-Chrome Plated Brass
- Max. Working Pressure 125 psi (8.6bar)
- Minimum Flow: 2.0 gpm
- Shut-off Flow: 2.5 - 3.5 gpm

NSF/ANSI 61 LEAD FREE UPC

Part #	Description		U/M	Qty/ Box
KF-FC-12C12F-12V	1/2"C x 1/2"FIP, Excess Flow Shut-off Valve,	12"	EA	**50**
KF-FC-12C12F-16V	1/2"C x 1/2"FIP, Excess Flow Shut-off Valve,	16"	EA	**50**
KF-FC-12C12F-20V	1/2"C x 1/2"FIP, Excess Flow Shut-off Valve,	20"	EA	**50**

FAUCET Connector
3/8" Compression x 3/8" Compression

- Tube-PVC
- Jacket-Braided Stainless Steel 304
- Excess Flow Shut-off Valve
- Nut-Chrome Plated Brass
- Max. Working Pressure 125 psi (8.6bar)
- Minimum Flow: 2.0 gpm
- Shut-off Flow: 2.5 - 3.5 gpm

NSF/ANSI 61 LEAD FREE UPC

Part #	Description		U/M	Qty/ Box
KF-FC-38C38C-12V	3/8"C x 3/8"C, Excess Flow Shut-off Valve,	12"	EA	**50**
KF-FC-38C38C-16V	3/8"C x 3/8"C, Excess Flow Shut-off Valve,	16"	EA	**50**
KF-FC-38C38C-20V	3/8"C x 3/8"C, Excess Flow Shut-off Valve,	20"	EA	**50**
KF-FC-38C38C-24V	3/8"C x 3/8"C, Excess Flow Shut-off Valve,	24"	EA	**50**
KF-FC-38C38C-30V	3/8"C x 3/8"C, Excess Flow Shut-off Valve,	30"	EA	**50**

FAUCET Connector
3/8" Compression x Delta Type

- Tube-PVC
- Jacket-Braided Stainless Steel 304
- Excess Flow Shut-off Valve
- Nut-Chrome Plated Brass
- Max. Working Temperature 180°F (82°C)
- Max. Working Pressure 125 psi (8.6bar)
- Minimum Flow: 2.0 gpm
- Shut-off Flow: 2.5 - 3.5 gpm

NSF/ANSI 61 LEAD FREE UPC

Part #	Description		U/M	Qty/ Box
KF-FC-38DT-12V	3/8"C x Delta Type, Excess Flow Shut-off Valve,	12"	EA	**50**
KF-FC-38DT-16V	3/8"C x Delta Type, Excess Flow Shut-off Valve,	16"	EA	**50**
KF-FC-38DT-20V	3/8"C x Delta Type, Excess Flow Shut-off Valve,	20"	EA	**50**

Braided Stainless Steel ***Safe-flow***
Water Connectors

Safeflow

FAUCET Connector
3/8" Compression x 1/2" FIP

- Tube-PVC
- Jacket-Braided Stainless Steel 304
- Excess Flow Shut-off Valve
- Nut-Chrome Plated Brass
- Max. Working Temperature 180°F (82°C)
- Max. Working Pressure 125 psi (8.6bar)
- Minimum Flow: 2.0 gpm
- Shut-off Flow: 2.5 - 3.5 gpm

NSF/ANSI 61 LEAD FREE UPC

Part #	Description		U/M	Qty/ Box
KF-FC-38C12F-9V	3/8"C x 1/2"FIP, Excess Flow Shut-off Valve,	9"	EA	**50**
KF-FC-38C12F-12V	3/8"C x 1/2"FIP, Excess Flow Shut-off Valve,	12"	EA	**50**
KF-FC-38C12F-16V	3/8"C x 1/2"FIP, Excess Flow Shut-off Valve,	16"	EA	**50**
KF-FC-38C12F-20V	3/8"C x 1/2"FIP, Excess Flow Shut-off Valve,	20"	EA	**50**
KF-FC-38C12F-24V	3/8"C x 1/2"FIP, Excess Flow Shut-off Valve,	24"	EA	**50**
KF-FC-38C12F-30V	3/8"C x 1/2"FIP, Excess Flow Shut-off Valve,	30"	EA	**50**
KF-FC-38C12F-36V	3/8"C x 1/2"FIP, Excess Flow Shut-off Valve,	36"	EA	**50**

ICE MAKER Connector
1/4" Compression x 1/4" Compression

- Tube-PVC
- Jacket-Braided Stainless Steel 304
- Excess Flow Shut-off Valve
- Nut-Chrome Plated Brass
- Max. Working Temperature 180°F (82°C)
- Max. Working Pressure 125 psi (8.6bar)
- Minimum Flow: 2.0 gpm
- Shut-off Flow: 2.5 - 3.5 gpm

NSF/ANSI 61 LEAD FREE UPC

Part #	Description		U/M	Qty/ Box
KF-IC-14C14C-5V	1/4"C x 1/4" C, Excess Flow Shut-off Valve,	5 ft	EA	**50**
KF-IC-14C14C-6V	1/4"C x 1/4" C, Excess Flow Shut-off Valve,	6 ft	EA	**50**
KF-IC-14C14C-10V	1/4"C x 1/4" C, Excess Flow Shut-off Valve,	10 ft	EA	**25**

WASHING MACHINE Connector
3/4" Hose Bibb (FHT)

- Tube-PVC
- Jacket-Braided Stainless Steel 304
- Excess Flow Shut-off Valve
- Nut-Chrome Plated Brass
- Max. Working Temperature 180°F (82°C)
- Max. Working Pressure 125 psi (8.6bar)
- Minimum Flow: 2.0 gpm
- Shut-off Flow: 2.5 - 3.5 gpm

NSF/ANSI 61 LEAD FREE UPC

Part #	Description		U/M	Qty/ Box
KF-WM-34HB-48V	3/4"HB, Excess Flow Shut-off Valve,	48"	EA	**25**
KF-WM-34HB-60V	3/4"HB, Excess Flow Shut-off Valve,	60"	EA	**25**
KF-WM-34HB-72V	3/4"HB, Excess Flow Shut-off Valve,	72"	EA	**25**

Braided Stainless Steel **Safe-flow**
Water Connectors

TOILET Connector
3/8" Compression x 7/8" Ballcock

- Tube-PVC
- Jacket-Braided Stainless Steel 304
- Excess Flow Shut-off Valve
- Nut-Chrome Plated Brass
- Max. Working Temperature 180°F (82°C)
- Max. Working Pressure 125 psi (8.6bar)
- Minimum Flow: 2.0 gpm
- Shut-off Flow: 2.5 - 3.5 gpm

NSF/ANSI 61 LEAD FREE UPC

Part #	Description		U/M	Qty/ Box
KF-TC-38CBC-9V	3/8"C x 7/8"BC, Excess Flow Shut-off Valve,	9"	EA	**50**
KF-TC-38CBC-12V	3/8"C x 7/8"BC, Excess Flow Shut-off Valve,	12"	EA	**50**
KF-TC-38CBC-16V	3/8"C x 7/8"BC, Excess Flow Shut-off Valve,	16"	EA	**50**
KF-TC-38CBC-20V	3/8"C x 7/8"BC, Excess Flow Shut-off Valve,	20"	EA	**50**

TOILET Connector
3/8" Compression x 7/8" Metal Ballcock

- Tube-PVC
- Jacket-Braided Stainless Steel 304
- Excess Flow Shut-off Valve
- Nut-Chrome Plated Brass
- Max. Working Temperature 180°F (82°C)
- Max. Working Pressure 125 psi (8.6bar)
- Minimum Flow: 2.0 gpm
- Shut-off Flow: 2.5 - 3.5 gpm

NSF/ANSI 61 LEAD FREE UPC

Part #	Description		U/M	Qty/ Box
KF-TC-38CMBC-12V	3/8"C x 7/8" Metal BC, Excess Flow Shut-off Valve,	12"	EA	**50**
KF-TC-38CMBC-16V	3/8"C x 7/8" Metal BC, Excess Flow Shut-off Valve,	16"	EA	**50**
KF-TC-38CMBC-20V	3/8"C x 7/8" Metal BC, Excess Flow Shut-off Valve,	20"	EA	**50**

TOILET Connector
1/2" FIP x 7/8" Ballcock

- Tube-PVC
- Jacket-Braided Stainless Steel 304
- Excess Flow Shut-off Valve
- Nut-Chrome Plated Brass
- Max. Working Temperature 180°F (82°C)
- Max. Working Pressure 125 psi (8.6bar)
- Minimum Flow: 2.0 gpm
- Shut-off Flow: 2.5 - 3.5 gpm

NSF/ANSI 61 LEAD FREE UPC

Part #	Description		U/M	Qty/ Box
KF-TC-12FBC-12V	1/2"FIP x 7/8"BC, Excess Flow Shut-off Valve,	12"	EA	**50**
KF-TC-12FBC-16V	1/2"FIP x 7/8"BC, Excess Flow Shut-off Valve,	16"	EA	**50**
KF-TC-12FBC-20V	1/2"FIP x 7/8"BC, Excess Flow Shut-off Valve,	20"	EA	**50**

Braided Stainless Steel **Safe-flow**
Water Connectors

DISHWASHER Connector
3/8" Compression x 3/8" Elbow

- Tube-PVC
- Jacket-Braided Stainless Steel 304
- Excess Flow Shut-off Valve
- Nut-Chrome Plated Brass
- Max. Working Temperature 180°F (82°C)
- Max. Working Pressure 125 psi (8.6bar)
- Minimum Flow: 2.0 gpm
- Shut-off Flow: 2.5 - 3.5 gpm

NSF/ANSI 61 LEAD FREE UPC

Part #	Description		U/M	Qty/ Box
KF-DC-38C38L-48V	3/8"C x 3/8"EL, Excess Flow Shut-off Valve,	48"	EA	**50**
KF-DC-38C38L-60V	3/8"C x 3/8"EL, Excess Flow Shut-off Valve,	60"	EA	**50**
KF-DC-38C38L-72V	3/8"C x 3/8"EL, Excess Flow Shut-off Valve,	72"	EA	**50**
KF-DC-38C38L-96V	3/8"C x 3/8"EL, Excess Flow Shut-off Valve,	96"	EA	**50**

DISHWASHER Connector
1/2" Compression x 3/8" Elbow

- Tube-PVC
- Jacket-Braided Stainless Steel 304
- Excess Flow Shut-off Valve
- Nut-Chrome Plated Brass
- Max. Working Temperature 180°F (82°C)
- Max. Working Pressure 125 psi (8.6bar)
- Minimum Flow: 2.0 gpm
- Shut-off Flow: 2.5 - 3.5 gpm

NSF/ANSI 61 LEAD FREE UPC

Part #	Description		U/M	Qty/ Box
KF-DC-12C38L-60V	1/2"C x 3/8"EL, Excess Flow Shut-off Valve,	60"	EA	**50**

DISHWASHER Connector
3/8" Compression x 3/4" Hose Bibb (FHT) Elbow

- Tube-PVC
- Jacket-Braided Stainless Steel 304
- Excess Flow Shut-off Valve
- Nut-Chrome Plated Brass
- Max. Working Temperature 180°F (82°C)
- Max. Working Pressure 125 psi (8.6bar)
- Minimum Flow: 2.0 gpm
- Shut-off Flow: 2.5 - 3.5 gpm

NSF/ANSI 61 LEAD FREE UPC

Part #	Description		U/M	Qty/ Box
KF-DC-38CHBL-48V	3/8"C x 3/4" GH Elbow, Excess Flow Shut-off Valve,	48"	EA	**50**
KF-DC-38CHBL-60V	3/8"C x 3/4" GH Elbow, Excess Flow Shut-off Valve,	60"	EA	**50**
KF-DC-38CHBL-72V	3/8"C x 3/4" GH Elbow, Excess Flow Shut-off Valve,	72"	EA	**50**



Lead Free / Quarter Turn
Supply Stop Valves

Lead Free / Quarter Turn
Supply Stop Valve

Technical Reference

- Forged lead free brass body
- Chrome plated
- Pressure rating : 125 psi / 180°F
- Precision machined brass ball valve is specifically engineered and manufactured with PTFE seats to provide smooth operation without freeze-ups, even after long periods of non-use.
- Two high-performance o-rings withstand high temperatures and corrosion from harsh water environments.
- 100% leak tested

Connection Types

- Compression
- CPVC
- FIP
- Sweat
- Crimp PEX (F1807)
- Cold Expansion PEX (F1960)

1/4 - Turn Ball Valve

The 1/4-turn ball valve and stem are made of brass and built for longevity and smooth operation. Sweat, compression, or crimp fittings provide a quick and reliable connection option.

Certifications & Approvals

- NSF/ANSI 61 Lead Free
- cUPC Approved
- ASME A112.18.1 / CSA B125.1
- AB 100 Compliant

NSF/ANSI 61 LEAD FREE

Specifications

Name	Material	Qty.
Compression Nut	Brass	1
Sleeve	Copper	1
Body	Lead Free Brass	1
Stem	Brass	1
O-ring	NBR	2
Handle	Zinc	1
Screw	Steel	1
Ball seat	PTFE	2
Ball	Lead Free Brass	1
Adapter	Lead Free Brass	1

Supply Stop ***Valve***

Compression × Compression - **Angle**

- Lead Free Brass Body
- Pressure Rating : 125 psi / 180 °F
- Finish : Chrome

Part #	Description	U/M	Qty/Box
KFSV-AG-58C14C	5/8" OD × 1/4" OD Comp	EA	
KFSV-AG-58C38C	5/8" OD × 3/8" OD Comp	EA	
KFSV-AG-58C12C	5/8" OD × 1/2" OD Comp	EA	

Compression × Compression - **Straight**

- Lead Free Brass Body
- Pressure Rating : 125 psi / 180 °F
- Finish : Chrome

Part #	Description	U/M	Qty/Box
KFSV-ST-38C38C	3/8" OD × 3/8" OD Comp	EA	
KFSV-ST-58C14C	5/8" OD × 1/4" OD Comp	EA	
KFSV-ST-58C38C	5/8" OD × 3/8" OD Comp	EA	
KFSV-ST-58C12C	5/8" OD × 1/2" OD Comp	EA	

FIP × Compression - **Angle**

- Lead Free Brass Body
- Pressure Rating : 125 psi / 180 °F
- Finish : Chrome

Part #	Description	U/M	Qty/Box
KFSV-AG-38FT38C	3/8" FIP × 3/8" OD Comp	EA	
KFSV-AG-12FT14C	1/2" FIP × 1/4" OD Comp	EA	
KFSV-AG-12FT38C	1/2" FIP × 3/8" OD Comp	EA	
KFSV-AG-12FT12C	1/2" FIP × 1/2" OD Comp	EA	

FIP × Compression - **Straight**

- Lead Free Brass Body
- Pressure Rating : 125 psi / 180 °F
- Finish : Chrome

Part #	Description	U/M	Qty/Box
KFSV-ST-38FT38C	3/8" FIP × 3/8" OD Comp	EA	
KFSV-ST-12FT38C	1/2" FIP × 3/8" OD Comp	EA	

Supply Stop ***Valve***

FIP x Compression × Compression - **(Dual Outlet)**

- Lead Free Brass Body
- Pressure Rating : 125 psi / 180 °F
- Finish : Chrome

Part #	Description	U/M	Qty/Box
KFSV-DU-58C38C14C	5/8" OD × 3/8" OD Comp × 1/4" OD Comp	EA	
KFSV-DU-58C38C38C	5/8" OD × 3/8" OD Comp × 3/8" OD Comp	EA	

Sweat × Compression - **Angle**

- Lead Free Brass Body
- Pressure Rating : 125 psi / 180 °F
- Finish : Chrome

Part #	Description	U/M	Qty/Box
KFSV-AG-12SW14C	1/2" NOM SWEAT × 1/4" OD Comp	EA	
KFSV-AG-12SW38C	1/2" NOM SWEAT × 3/8" OD Comp	EA	

Sweat × Compression - **Straight**

- Lead Free Brass Body
- Pressure Rating : 125 psi / 180 °F
- Finish : Chrome

Part #	Description	U/M	Qty/Box
KFSV-ST-12SW14C	1/2" NOM SWEAT × 1/4" OD Comp	EA	
KFSV-ST-12SW38C	1/2" NOM SWEAT × 3/8" OD Comp	EA	

Loose Key Compression × Compression - **Angle**

- Lead Free Brass Body
- Lead Free Zinc Handle
- Pressure Rating : 125 psi / 180 °F
- Finish : Chrome

Part #	Description	U/M	Qty/Box
KFSV-AG-58C38CK	5/8" OD x 3/8" OD Comp	EA	

Supply Stop ***Valve***

Crimp PEX (F1807) Barb × Compression - **Angle**

- Lead Free Brass Body
- Pressure Rating : 125 psi / 180 °F
- Finish : Chrome

Part #	Description	U/M	Qty/Box
KFSV-AG-12PX14C	1/2" NOM BARB × 3/8" OD Comp	EA	

Crimp PEX (F1807) Barb × Compression - **Straight**

- Lead Free Brass Body
- Pressure Rating : 125 psi / 180 °F
- Finish : Chrome

Part #	Description	U/M	Qty/Box
KFSV-ST-12PX38C	1/2" NOM BARB × 3/8" OD Comp	EA	

Crimp PEX (F1807) Barb × Barb - **Angle**

- Lead Free Brass Body
- Pressure Rating : 125 psi / 180 °F
- Finish : Chrome

Part #	Description	U/M	Qty/Box
KFSV-AG-12PX12PX	1/2" NOM BARB × 1/2" NOM BARB	EA	

Crimp PEX (F1807) Barb × Barb - **Straight**

- Lead Free Brass Body
- Pressure Rating : 125 psi / 180 °F
- Finish : Chrome

Part #	Description	U/M	Qty/Box
KFSV-ST-12PX12PX	1/2" NOM BARB × 1/2" NOM BARB	EA	

Cold Expansion PEX (F1960) Barb × Compression - **Angle**

- Lead Free Brass Body
- Pressure Rating : 125 psi / 180 °F
- Finish : Chrome

Part #	Description	U/M	Qty/Box
KFSV-AG-12CX38C	1/2" NOM BARB × 3/8" OD COMP	EA	

Cold Expansion PEX (F1960) Barb × Compression - **Straight**

- Lead Free Brass Body
- Pressure Rating : 125 psi / 180 °F
- Finish : Chrome

Part #	Description	U/M	Qty/Box
KFSV-ST-12CX38C	1/2" NOM BARB × 3/8" OD COMP	EA	

Supply Stop ***Valve***

Compression × Slip Joint - **Angle**

- Lead Free Brass Body
- Pressure Rating : 125 psi / 180 °F
- Finish : Chrome

Part #	Description	U/M	Qty/Box
KFSV-AG-12SJ	5/8" OD × 7/16" OD & 1/2" Slip-Joint	EA	

Compression × Slip Joint - **Straight**

- Lead Free Brass Body
- Pressure Rating : 125 psi / 180 °F
- Finish : Chrome

Part #	Description	U/M	Qty/Box
KFSV-ST-12SJ	5/8" OD × 7/16" OD & 1/2" Slip-Joint	EA	

CPVC Solvent Weld × Compression - **Angle**

- Lead Free Brass Body
- Pressure Rating : 125 psi / 180 °F
- Finish : Chrome

Part #	Description	U/M	Qty/Box
KFSV-AG-12CP14C	1/2" NOM CPVC × 1/4" OD Comp	EA	
KFSV-AG-12CP38C	1/2" NOM CPVC × 3/8" OD Comp	EA	

CPVC Solvent Weld × Compression - **Straight**

- Lead Free Brass Body
- Pressure Rating : 125 psi / 180 °F
- Finish : Chrome

Part #	Description	U/M	Qty/Box
KFSV-ST-12CP14C	1/2" NOM CPVC × 1/4" OD Comp	EA	
KFSV-ST-12CP38C	1/2" NOM CPVC × 3/8" OD Comp	EA	

Flexible
Water Heater Connectors

High resistance to corrosion, maximum flexibility without kinking, and maintains optimal water flow.

Flexible Stainless Steel
Water Heater Connectors

Applications

- Boilers
- Water Softeners
- Water Heaters
- Tankless Water Heaters

Benefits

- 100% Leak Tested
- Reduced Labor Costs
- Corrosion & Scaling Resistant
- No Special Tools Required
- Minimal Use of Fittings
- Environmentally Safe

Certifications and Approvals

- IAPMO/ cUPC Certified
- ASME A112.18.6-2009/ CSA B125.6-2009
- NSF 61 Compliant
- NSF 372 Compliant : Lead-Free
- AB 100 Compliant

NSF/ANSI 61 LEAD FREE

Product Specifications

Tubing	Stainless Steel 304 (ASTM A 240)				
Tubing Thickness	0.01" and 0.012"				
Fittings	Chrome-Plated Brass 3771				
Gasket	High-Quality EPDM				
Lengths Available	12", 15", 18", 24", 36", 48"				
Sizes Available (ID)	3/4"	1"	1-1/4"	1-1/2"	2"
Thread Standard	ASME B1.20.1				

Technical Specifications

Working Pressure	Up to 125 psig
Intermittent Impulse Pressure	Up to 180 psig
Temperature Rating	-40° F to 180° F (-40° C to 82° C)
Min. Bend Radius	2.5" (Recommended)

Flexible Stainless Steel ***Water Heater Connectors***

Strength and Flexibility

Koflex water connectors are made from durable and corrosion resistant 304 stainless steel. The annular corrugations allow maximum flexibility while maintaining the durability and strength of stainless steel. Koflex water connectors can be tightly bent and still maintain the inner diameter without any kinks.

Variety

Koflex offers sizes from 3/4" to 2" with a variety of connections - threaded, sweat, and push-fit to meet all your needs.

FIP

MIP

Push-Fit

PEX

Cold Expansion

Stainless Steel Braided

Sweat

Copper

Parts Numbering System

KFWC - 034 - SS - 1010 - 12

TUBE ID | TUBE TYPE | FITTINGS | LENGTH

TUBE ID

Part#	Size (ID)
034	3/4"
034C	3/4"
100	1"
114	1-1/4"
112	1-1/2"
200	2"

TUBE TYPE

Part#	
SS	Stainless Steel
BR	Braided (Stainless Steel)
034C	Copper

FITTINGS

Part#	Size (ID)
10	3/4" FIP
11	3/4" MIP
12	1" FIP
13	1-1/4" FIP
14	1-1/2" FIP
15	2" FIP
50	3/4" Push-Fit
60	3/4" Sweat
70	3/4" PEX (F1807)
80	3/4" Cold Expansion PEX (F1960)

LENGTH

Standard Lengths
12", 15", 18", 24", 36", 48"

Flexible Stainless Steel ***Water Heater Connectors***

FIP/ MIP Fitting | 3/4" ID

- Tube-Stainless Steel 304 (ASTM A 240)
- Nut-Chrome-Plated Brass 3771
- Gasket-High Quality EPDM
- External Dielectric Sleeve



ID	Part #	Description		U/M	Qty/ Box
3/4"	KFWC-034-SS-1010-12	3/4" FIP x 3/4" FIP,	12"	EA	25
3/4"	KFWC-034-SS-1010-15	3/4" FIP x 3/4" FIP,	15"	EA	25
3/4"	KFWC-034-SS-1010-18	3/4" FIP x 3/4" FIP,	18"	EA	25
3/4"	KFWC-034-SS-1010-24	3/4" FIP x 3/4" FIP,	24"	EA	25
3/4"	KFWC-034-SS-1010-36	3/4" FIP x 3/4" FIP,	36"	EA	25
3/4"	KFWC-034-SS-1010-48	3/4" FIP x 3/4" FIP,	48"	EA	25



ID	Part #	Description		U/M	Qty/ Box
3/4"	KFWC-034-SS-1011-15	3/4" FIP x 3/4" MIP,	15"	EA	25
3/4"	KFWC-034-SS-1011-18	3/4" FIP x 3/4" MIP,	18"	EA	25
3/4"	KFWC-034-SS-1011-24	3/4" FIP x 3/4" MIP,	24"	EA	25



ID	Part #	Description		U/M	Qty/ Box
3/4"	KFWC-034-SS-1012-18	3/4" FIP x 1" FIP,	18"	EA	25
3/4"	KFWC-034-SS-1012-24	3/4" FIP x 1" FIP,	24"	EA	25

SWEAT Fitting | 3/4" ID

- Tube-Stainless Steel 304 (ASTM A 240)
- Nut-Chrome-Plated Brass 3771
- Gasket-High Quality EPDM
- External Dielectric Sleeve

ID	Part #	Description		U/M	Qty/ Box
3/4"	KFWC-034-SS-1060-18	3/4" FIP x 3/4" Sweat,	18"	EA	25
3/4"	KFWC-034-SS-1060-24	3/4" FIP x 3/4" Sweat,	24"	EA	25



BRAIDED / FIP Fitting | 3/4" ID

- Tube-Reinforced PVC
- Jacket-Braided Stainless Steel 304 (ASTM A 240)
- Nut-Chrome-Plated Brass 3771
- Max. Working Temperature 180 °F (82°C)
- Max. Working Pressure 125 psi (8.6bar)

ID	Part #	Description		U/M	Qty/ Box
3/4"	KFWC-034-BR-1010-18	3/4" FIP x FIP 3/4",	18"	EA	25
3/4"	KFWC-034-BR-1010-24	3/4" FIP x FIP 3/4",	24"	EA	25



Flexible Stainless Steel ***Water Heater Connectors***

FIP Fitting | 1" ID

•Tube-Stainless Steel 304 (ASTM A 240)
• Nut-Chrome-Plated Brass 3771
• Gasket-High Quality EPDM

ID	Part #	Description		U/M	Qty/ Box
1"	KFWC-100-SS-1212-12	1" FIP x 1" FIP,	12"	EA	12
1"	KFWC-100-SS-1212-18	1" FIP x 1" FIP,	18"	EA	12
1"	KFWC-100-SS-1212-24	1" FIP x 1" FIP,	24"	EA	12



ID	Part #	Description		U/M	Qty/ Box
1"	KFWC-100-SS-1213-12	1" FIP x 1-1/4" FIP,	12"	EA	12
1"	KFWC-100-SS-1213-15	1" FIP x 1-1/4" FIP,	15"	EA	12
1"	KFWC-100-SS-1213-18	1" FIP x 1-1/4" FIP,	18"	EA	12
1"	KFWC-100-SS-1213-24	1" FIP x 1-1/4" FIP,	24"	EA	12



FIP Fitting | 1-1/4" ID

•Tube-Stainless Steel 304 (ASTM A 240)
• Nut-Chrome-Plated Brass 3771
• Gasket-High Quality EPDM

ID	Part #	Description		U/M	Qty/ Box
1-1/4"	KFWC-114-SS-1313-18	1-1/4" FIP x 1-1/4" FIP,	18"	EA	12
1-1/4"	KFWC-114-SS-1313-24	1-1/4" FIP x 1-1/4" FIP,	24"	EA	12



FIP Fitting | 1-1/2" ID

•Tube-Stainless Steel 304 (ASTM A 240)
• Nut-Chrome-Plated Brass 3771
• Gasket-High Quality EPDM

ID	Part #	Description		U/M	Qty/ Box
1-1/2"	KFWC-112-SS-1414-18	1-1/4" FIP x 1-1/4" FIP,	18"	EA	12
1-1/2"	KFWC-112-SS-1414-24	1-1/4" FIP x 1-1/4" FIP,	24"	EA	12

FIP Fitting | 2" ID

•Tube-Stainless Steel 304 (ASTM A 240)
• Nut-Chrome-Plated Brass 3771
• Gasket-High Quality EPDM

ID	Part #	Description		U/M	Qty/ Box
2"	KFWC-200-SS-1515-18	2" FIP x 2" FIP,	18"	EA	9
2"	KFWC-200-SS-1515-24	2" FIP x 2" FIP,	24"	EA	9

Flexible Stainless Steel ***Water Heater Connectors***

PUSH-FIT Fitting | 3/4" ID

•Tube-Stainless Steel 304 (ASTM A 240)
• Nut-Chrome-Plated Brass 3771
• Gasket-High Quality EPDM

ID	Part #	Description		U/M	Qty/ Box
3/4"	KFWC-034-SS-1050-15	3/4" FIP x 3/4" Push-Fit,	15"	EA	25
3/4"	KFWC-034-SS-1050-18	3/4" FIP x 3/4" Push-Fit,	18"	EA	25
3/4"	KFWC-034-SS-1050-24	3/4" FIP x 3/4" Push-Fit,	24"	EA	25



SWEAT Fitting | 3/4" ID

•Tube-Stainless Steel 304 (ASTM A 240)
• Nut-Chrome-Plated Brass 3771
• Gasket-High Quality EPDM

ID	Part #	Description		U/M	Qty/ Box
3/4"	KFWC-034-SS-1060-18	3/4" FIP x 3/4" Sweat,	18"	EA	25
3/4"	KFWC-034-SS-1060-24	3/4" FIP x 3/4" Sweat,	24"	EA	25

Crimp PEX (F1807) Fitting | 3/4" ID

•Tube-Stainless Steel 304 (ASTM A 240)
• Nut-Chrome-Plated Brass 3771
• Gasket-High Quality EPDM

ID	Part #	Description		U/M	Qty/ Box
3/4"	KFWC-034-SS-1070-18	3/4" FIP x 3/4" PEX,	18"	EA	25
3/4"	KFWC-034-SS-1070-24	3/4" FIP x 3/4" PEX,	24"	EA	25



Cold Expansion PEX (1960) Fitting | 3/4" ID

•Tube-Stainless Steel 304 (ASTM A 240)
• Nut-Chrome-Plated Brass 3771
• Gasket-High Quality EPDM

ID	Part #	Description		U/M	Qty/ Box
3/4"	KFWC-034-SS-1080-18	3/4"FIP x 3/4" Cold Expansion	18"	EA	25
3/4"	KFWC-034-SS-1080-24	3/4"FIP x 3/4" Cold Expansion	24"	EA	25



Corrugated Copper ***Water Heater Connectors***

Applications

- Boilers
- Water Heaters
- Tankless Water Heaters

Benefits

- 100% Leak Tested
- Reduced Labor Costs
- Corrosion & Scaling Resistant
- No Special Tools Required
- Minimal Use of Fittings
- Environmentally-Safe

Certifications & Approvals

- IAPMO/ UPC Certified
- ASME A 112.18.6-2009 / CSA B 125.6-2009
- NSF 61 Compliant
- NSF 372 Compliant : Lead-Free

NSF/ANSI 61 LEAD FREE

Materials

Tubing	Copper
Fittings	Brass 3771
Gasket	High-Quality EPDM

Size

Lengths	12", 15", 18", 24"
Size	3/4" ID

Technical Specifications

Operating Pressure	Up to 125 psig
Intermittent Impulse Pressure	Up to 180 psig
Temperature	-40° F to 180° F (-40° C to 82° C)
Minimum Bend Radius	8" (Recommended)

IAPMO RESEARCH AND TESTING, INC.

5001 East Philadelphia Street, Ontario, California 91761-2816 • (909) 472-4100 Fax (909) 472-4244 • www.iapmo.org

ANSI Accredited Program PRODUCT CERTIFICATION #0202

SCC Accredited CB-P/S OCPS Accrédité CCN

CERTIFICATE OF LISTING

IAPMO Research and Testing, Inc. is a product certification body which tests and inspects samples taken from the supplier's stock or from the market or a combination of both to verify compliance to the requirements of applicable codes and standards. This activity is coupled with periodic surveillance of the supplier's factory and warehouses as well as the assessment of the supplier's Quality Assurance System. This listing is subject to the conditions set forth in the characteristics below and is not to be construed as any recommendation, assurance or guarantee by IAPMO Research and Testing, Inc. of the product acceptance by Authorities Having Jurisdiction.

Effective Date: December 2013 — Void After: December 2014

Product: Lead Free Plumbing Products — File No. 6634

Issued To: Kofulso Co., Ltd.
377-8, Gum Gok-dong, Seo-gu
Incheon City 404-330,
Korea

Identification: Each product shall bear permanent and legible markings to identify the manufacturer. This marking shall be the trade name, trademark, or other mark known to identify the manufacturer. The product and/or product packaging may also bear the term "Lead Plumbing Law", "Complies with Lead Plumbing Law", or either "Lead Free" or "Low Lead" above or in close proximity to the appropriate IAPMO R&T certification mark, or the term "Certified by IAPMO R&T". The product packaging may also bear a grey dot, a check mark with circle, or any other home centers marking requirements.

Characteristics: Products may include any pipe, pipe fitting, solder, flux, or other plumbing products providing water for human consumption. Products listed below are to be installed in accordance with the manufacturer's instruction. These products have been verified with weighted average lead content <=0.25%; Solder and flux lead content <=0.2%.

Products listed on this certificate have been tested by an IAPMO R&T recognized laboratory. This recognition has been granted based upon the laboratory's compliance to the applicable requirements of ISO/IEC 17025.

Chairman, Product Certification Committee — CEO, The IAPMO Group

This listing period is based upon the last date of the month indicated on the Effective Date and Void After Date shown above. Any change in material, manufacturing process, marking or design without having first obtained the approval of the Product Certification Committee, or any evidence of non-compliance with applicable codes and standards or of inferior workmanship, may be deemed sufficient cause for revocation of this listing. Production of or reference to this form for advertising purposes may be made only by specific written permission of IAPMO Research and Testing, Inc. Any alteration of this certificate could be grounds for revocation of the listing.

Corrugated Copper **Water Heater Connectors**

FIP Fittings | 3/4" ID

- Tube-Copper
- Nut-Brass 3771
- Gasket-High Quality EPDM
- External Dielectric Sleeve

ID	Part #	Description	U/M	Qty/ Box
3/4"	KFWC-034C-1010-12	3/4" FIP x 3/4" FIP, Copper Flex, 12"	EA	25
3/4"	KFWC-034C-1010-15	3/4" FIP x 3/4" FIP, Copper Flex, 15"	EA	25
3/4"	KFWC-034C-1010-18	3/4" FIP x 3/4" FIP, Copper Flex, 18"	EA	25
3/4"	KFWC-034C-1010-24	3/4" FIP x 3/4" FIP, Copper Flex, 24"	EA	25



SWEAT Fittings | 3/4" ID

- Tube-Copper
- Nut-Brass 3771
- Gasket-High Quality EPDM
- External Dielectric Sleeve

ID	Part #	Description	U/M	Qty/ Box
3/4"	KFWC-034C-1060-12	3/4" FIP x 3/4" Sweat, Copper Flex, 12"	EA	25
3/4"	KFWC-034C-1060-15	3/4" FIP x 3/4" Sweat, Copper Flex, 15"	EA	25
3/4"	KFWC-034C-1060-18	3/4" FIP x 3/4" Sweat, Copper Flex, 18"	EA	25
3/4"	KFWC-034C-1060-24	3/4" FIP x 3/4" Sweat, Copper Flex, 24"	EA	25



Crimp PEX (F1807) Fitting | 3/4" ID

- Tube-Copper
- Nut-Brass 3771
- Gasket-High Quality EPDM
- External Dielectric Sleeve

ID	Part #	Description	U/M	Qty/ Box
3/4"	KFWC-034C-1070-12	3/4" FIP x 3/4" Sweat, Copper Flex, 12"	EA	25
3/4"	KFWC-034C-1070-15	3/4" FIP x 3/4" Sweat, Copper Flex, 15"	EA	25
3/4"	KFWC-034C-1070-18	3/4" FIP x 3/4" Sweat, Copper Flex, 18"	EA	25
3/4"	KFWC-034C-1070-24	3/4" FIP x 3/4" Sweat, Copper Flex, 24"	EA	25



Cold Expansion PEX (1960) Fitting | 3/4" ID

- Tube-Copper
- Nut-Brass 3771
- Gasket-High Quality EPDM
- External Dielectric Sleeve

ID	Part #	Description	U/M	Qty/ Box
3/4"	KFWC-034C-1080-12	3/4" FIP x 3/4" Sweat, Copper Flex, 12"	EA	25
3/4"	KFWC-034C-1080-15	3/4" FIP x 3/4" Sweat, Copper Flex, 15"	EA	25
3/4"	KFWC-034C-1080-18	3/4" FIP x 3/4" Sweat, Copper Flex, 18"	EA	25
3/4"	KFWC-034C-1080-24	3/4" FIP x 3/4" Sweat, Copper Flex, 24"	EA	25



Tankless Water Heater
Isolation Valve Kits

Lead-free compact isolation valves for tankless water heaters.
Drain, purge, and testing applications in one Kit.

Tankless Water Heater
Isolation Valve Kits

Tankless Water Heater Isolation Valve Kit

- Cold Water Valve
- Hot Water Valve
- Pressure Relief Valve

Benefits

- Full Port
- 200K-Rated
- 3/4" Female Threaded Connection or Sweat Connection
- Integrated Drain & Purge Port with Cap
- 600 WOG
- Brass (Lead-Free)
- PTFE Seats

Certifications

- NSF 372 Compliant : Lead-Free

Materials

Body	Brass UNS C 46500(ASTM B171)
Ball Valves	Stainless Steel
Ball Disc Packing	PTFE

IAPMO R&T LAB

TEST REPORT

5001 East Philadelphia Street
Ontario, California – USA 91761-2816
Ph: 909.472.4100 | Fax: 909.472.4243
http://www.iapmortl.org

Report Number: 885-14018

Report Issued: February 14, 2014 **Project No.:** 22839

Client: Kofulso Co., Ltd.
377-8 Gum Gok-Dong Seo-Gu
Incheon City
404-330, South Korea

Source of Samples: The samples were shipped to IAPMO R&T Lab from Kofulso Co., Ltd. and received in good condition on October 16, 2013. Updated PMI received on February 13, 2014.

Date of Evaluation: January 25, 2014 and February 14, 2014

Product Description: Tankless Water Heater Isolation Valves

Model: EF-ISV-HC-LF

Note: The above model includes 1 set of model EF-ISV-H-LF (1ea) and EF-ISV-C-LF (1ea)

Scope of Evaluation: The purpose of the evaluation/testing was to determine whether the samples evaluated ☒tested met the requirement of NSF/ANSI 372-2011, entitled "Drinking Water System Components-Lead Content".

Conclusion: **The samples evaluated/tested of model EF-ISV-HC-LF, Tankless Water Heater Isolation Valves from Kofulso Co., Ltd. met the requirements of NSF/ANSI 372-2011.**

By our signatures below we certify that all evaluation, testing and sample preparation for this report was performed under continuous, direct supervision of IAPMO R&T Lab, unless otherwise stated.

Tested By, Reviewed By,

Frank Lopez, Test Technician

Michael N. Briggs, Manager, Analytical Lab

Page 1 of 3

This report may not be copied, except in its entirety, without the written permission of IAPMO R&T Lab

Tankless Water Heater **Isolation Valves**

Tankless Water Heater **Isolation Valve Kits (FIP Threaded)**

Lead-Free

- Hot & Cold Valve
- Pressure Relief Valve (Optional)
- NSF 372 Compliant: Lead-Free
- 3/4" Size (FIP Threaded)
- Brass UNS C46500 (ASTM B171)
- 600 WOG

Part #	Description	U/M	Qty/ Box
KFLF-ISV-HC	Lead-Free Tankless Water Heater Service Valves, Hot & Cold Valve	EA	**16**
KFLF-ISV-HCTP	Lead-Free Tankless Water Heater Service Valves, Hot & Cold Valve w/ Pressure Relief Valve	EA	**16**

Tankless Water Heater **Isolation Valve Kits (Sweat)**

Lead-Free

- Hot & Cold Valve
- Pressure Relief Valve (Optional)
- NSF 372 Compliant: Lead-Free
- 3/4" Size (Sweat)
- Brass UNS C46500 (ASTM B171)
- 600 WOG

Part #	Description	U/M	Qty/ Box
KFLF-ISV-SW-HC	Lead-Free Tankless Water Heater Service Valves, Hot & Cold Valve (Sweat Type)	EA	**16**
KFLF-ISV-SW-HCTP	Lead-Free Tankless Water Heater Service Valves, Hot & Cold Valve w/ Pressure Relief Valve (Sweat Type)	EA	**16**

Tankless Water Heater **Isolation Valve Kits (FIP Threaded)**

Lead-Free

- Hot & Cold Valve
- Pressure Relief Valve (Optional)
- NSF 372 Compliant: Lead-Free
- 1" Size (FIP Threaded)
- Brass UNS C46500 (ASTM B171)
- 600 WOG

Part #	Description	U/M	Qty/ Box
KFLF-ISV-100-HC	Lead-Free Tankless Water Heater Service Valves, Hot & Cold Valve	EA	**16**
KFLF-ISV-100-HCTP	Lead-Free Tankless Water Heater Service Valves, Hot & Cold Valve w/ Pressure Relief Valve	EA	**16**

Tankless Water Heater **Isolation Valve Kits (Press)**

Lead-Free

- Hot & Cold Valve
- NSF 372 Compliant: Lead-Free
- Pressure Relief Valve (Optional)
- 1" Size (Press)
- Brass UNS C46500 (ASTM B171)
- 600 WOG

Part #	Description	U/M	Qty/ Box
KFLF-ISV-100-P-HC	Lead-Free Tankless Water Heater Service Valves, Hot & Cold Valve (Press Type)	EA	**16**
KFLF-ISV-100-P-HCTP	Lead-Free Tankless Water Heater Service Valves, Hot & Cold Valve w/ Pressure Relief Valve (Press Type)	EA	**16**

Lead -Free

New lead-free compliant tankless water heater isolation valves featuring a smooth bi-directional turn knob for a smooth, drip tight seal.

- IPS connections
- Rated pressure : 125 psi
- Burst pressure : 500 psi
- Rated supply temperature : 160°F
- Maintains optimal water flow

NSF/ANSI 61
LEAD FREE
UPC

Lead-Free Tankless Water Heater ***Isolation Valve Kits***

Lead-Free Compact Isolation Valves for Tankless Water Heaters

New Lead-Free compliant tankless water heater isolation valve featuring a smooth bi-directional turn knob for easy maintenance.



Installation

Easy two-step installation for your tankless water heater with safety features and notable benefits. This is a complete inlet/outlet valve system that provides everything you need for a secure installation, including full port testing and flushing of the system with easy-to-install union connections.

Lead-Free Tankless Water Heater **Isolation Valves**

IAPMO R&T LAB

TEST REPORT

5001 East Philadelphia Street
Ontario, California – USA 91761-2816
Ph: 909.472.4100 | Fax: 909.472.4243
http://www.iapmortl.org

Report Number: 885-14017 **Project No.:** 22830

Report Issued: February 11, 2014

Client: Kofulso
377-8 Gum Gok-Dong Seo-Gu
Incheon City, South Korea 404-330 **Contact:** Hun Kim

Source of Samples: The samples were sent by Kofulso, and received by IAPMO R&T Lab in good condition on January 08, 2014.

Date of Testing: January 16, 2014 through February 11, 2014

Sample Description: Isolation valves for Instantaneous Water Heaters.

Model number	Description
EF-ISV-H2	Tankless Water Heater Hot service valve
EF-ISV-C2	Tankless Water Heater Cold service valve

Scope of Testing: The purpose of the testing was to determine if the samples tested of the isolation valves met the applicable requirements of ASME A112.18.1-2012/CSA B125.1-12, entitled, "Plumbing Supply Fittings".

Conclusion: the samples tested of the isolation valves, models listed above, from Kofulso COMPLIED with the applicable requirements of ASME A112.18.1-2012/CSA B125.1-12.

Pending: NSF61/372

By our signatures below, we certify that all the testing and sample preparation for this report was performed under continuous, direct supervision of IAPMO R&T Lab, unless otherwise stated.

Tested by,

Vinh Nguyen, Test Technician

Reviewed by,

Sean Vuu, P.E., Manager, Specialty Projects

This report may not be copied, except in its entirety, without the written permission of IAPMO R&T Lab

Lead-Free Tankless Water Heater **Isolation Valve Kits**

Lead-Free Tankless Water Heater **Isolation Valve Kit 1**

- Hot & Cold Valve
- Complies to NSF 61 and 372
- 3/4" Size (FIP Threaded)
- Brass
- Rated pressure: 125 psi
- Burst pressure: 500 psi
- Rated supply temperature: 160° F

Part #	Description	U/M	Qty/ Box
KF-ISV-3	Lead-Free Tankless Water Heater Service Valves, Hot & Cold Valve	EA	12

Lead-Free Tankless Water Heater **Isolation Valve Kit 2**

- Hot & Cold Valve
- Pressure Relief Valve
- Complies to NSF 61 and 372
- 3/4" Size (FIP Threaded)
- Brass
- Rated pressure: 125 psi
- Burst pressure: 500 psi
- Rated supply temperature: 160° F

Part #	Description	U/M	Qty/ Box
KF-ISV-3PR	Lead-Free Tankless Water Heater Service Valves, Hot & Cold Valve w/ Pressure Relief Valve	EA	12

Lead-Free Tankless Water Heater **Isolation Valve Kit 3 (Sweat)**

- Hot & Cold Valve
- Complies to NSF 61 and 372
- 3/4" Size (Sweat Threaded)
- Brass
- Rated pressure: 125 psi
- Burst pressure: 500 psi
- Rated supply temperature: 160° F

Part #	Description	U/M	Qty/ Box
KF-ISV-SW-3	Lead-Free Tankless Water Heater Service Valves, Hot & Cold Valve (Sweat Type)	EA	12

Lead-Free Tankless Water Heater **Isolation Valve Kit 4 (Sweat)**

- Hot & Cold Valve
- Pressure Relief Valve
- Complies to NSF 61 and 372
- 3/4" Size (Sweat Threaded)
- Brass
- Rated pressure: 125 psi
- Burst pressure: 500 psi
- Rated supply temperature: 160° F

Part #	Description	U/M	Qty/ Box
KF-ISV-SW-3PR	Lead-Free Tankless Water Heater Service Valves, Hot & Cold Valve w/ Pressure Relief Valve (Sweat Type)	EA	12

CUSTOMIZE YOUR KIT

Tankless Water Heater ***Connection Kit***

Tankless Water Heater **Connection Kit**

- Soft-urn & ball valve type isolation valves
- PRV
- 3/4" WC (FIP×FIP/MIP×FIP)
- 3/4"&1/2" GC (MIP×MIP/MIP×FIP)

Part #	Description	U/M	Qty/ Box
KF-TWH-Kit-1	Isolation Valves / Water Connectors / Gas Connectors	EA	1

Tankless Water Heater ***Connection Kit***

Contents

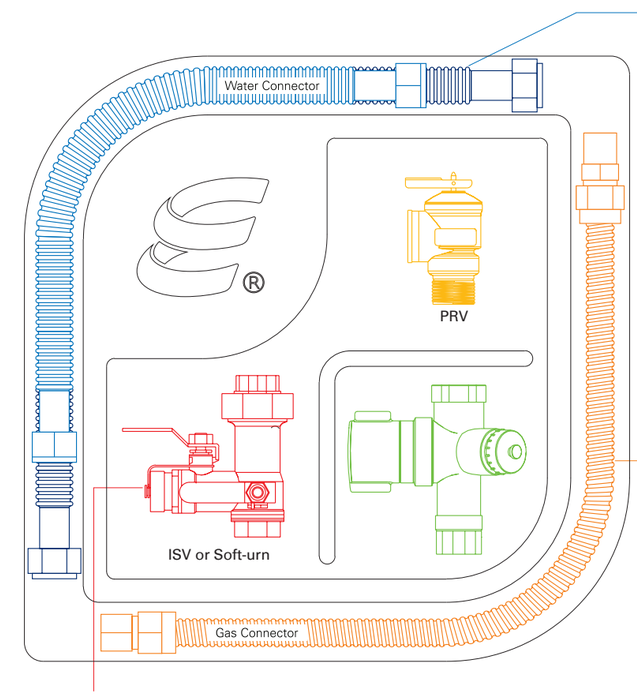

2 Water Connectors

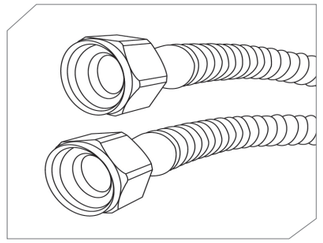

ID(OD)
- ☐ 3/4″ ☐ 1″

Length
- ☐ 18″ ☐ 24″

Fittings
- ☐ FIP x FIP
- ☐ FIP x SWEAT
- ☐ FIP x MIP
- ☐ FIP x Pex Barb

Gas Connector

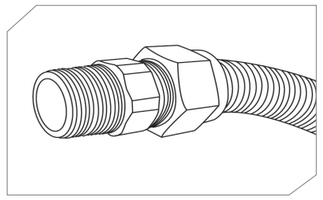

ID(OD)
- ☐ 1/2″(5/8″OD)
- ☐ 3/4″(1″OD)

Type
- ☐ SS (Stainless steel)
- ☐ YE (Yellow coated)

Length
- ☐ 18″
- ☐ 24″

Fittings
- ☐ 3/4″MIP x 3/4″FIP
- ☐ 1/2″MIP x 1/2″MIP
- ☐ 1/2″MIP x 3/4″MIP
- ☐ 1/2″MIP x 1/2″FIP
- ☐ 3/4″MIP x 3/4″MIP

Isolation Valve

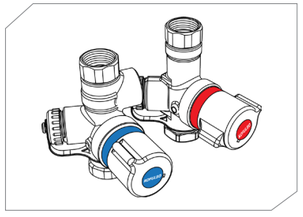

☐ **Soft-urn** (Dial - knob type)

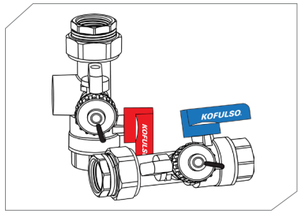

☐ **Isolation Valves** (Ball valve type)

- Customizable Tankless Water Heater Connection Kits
- Traditional Ball Valves or Koflex Soft-urn Valves
- 2 Flexible Water Heater Connections - Your Choice of Size and Fittings
- 1 Flexible Gas Connector - Your Choice of Size and Fittings
- Everything You Need In One Box

Thermal
Expansion Tanks

Designed to protect potable water heater systems while maintaining operational efficiency.

Thermal
Expansion Tanks

Features

- Stainless Steel 3/4" MIP with Hex
- Butyl Rubber Diaphragm
- NSF 61 Compliant
- Factory Pre-Charged to 40 psig

Benefits

- Protects water heaters, fixtures and appliances
- Prevents dangerous pressure build up
- Stainless steel connector
- Provides a reservoir for expanded water volume

Certifications

- cUPC

NSF / ANSI 61

Materials

Shell	16 gauge, cold rolled steel
Diaphragm	100% butyl rubber, lined with polypropylene
Connection	Stainless steel

Pressure-Temperature

Connection Size	3/4" MIP
Tank Volume	2 Gallons / 4.5 Gallons
Factory Pre-Charge	40 psi
Max. Pressure	150 psi
Max. Temperature	200°F

Thermal Expansion Tank (Water Heater Safety)

Built with a heavy duty butyl diaphragm system to absorb the expansion of water volume and helps prevent dangerous pressure build-up.

Stainless Steel
water connection to reduce corrosion

100% Pressure Tested

16 Gauge Solid Steel Shell
is finished with high quality urethane paint

Steel Clench Ring Regulates Movement
and prevents the diaphragm from rubbing against the tank wall

Koflex tank One water expansion tanks are designed to maintain safe pressures in a domestic water heating system that utilizes a backflow preventer or check valve. Tank One tanks feature a butyl rubber diaphragm and plastic liner to separate the system water from the tank's air charge. The system connection has a stainless steel nipple to help prevent corrosion. High quality coating on the shell helps prevent external corrosion. Every Tank One tank is comprehensively tested and backed by an Koflex 5 year limited warranty.

Materials

- Shell: 16 Gauge Cold Rolled Steel
- Finish: High Quality Coating Prevents Corrosion
- Diaphragm: 100% Butyl Rubber, Lined w/ Polypropylene
- Connection: Stainelss Steel 3/4" MIP
- Air Charging Port: Brass Port with O-ring Seal

Thermal Expansion Tank

- Shell: 16 Gauge Steel
- Stainless Steel Connection : 3/4" MIP
- Max. Pressure : 150 psi
- Max. Temperature : 200°F

Part #	Description	U/M	Qty/ Box
KF-TET-2	Thermal Expansion Tank, 2.1 Gallon	EA	1
KF-TET-4	Thermal Expansion Tank, 4.5 Gallon	EA	1

Thermal Expansion Tank Mini

- Shell: Stainless Steel 304
- Stainless Steel Connection : 1/2" MIP
- Max. Pressure : 150 psi
- Max. Temperature : 140°F

Part #	Description	U/M	Qty/ Box
KF-TET-0	Thermal Expansion Tank, 0.13 Gallon	EA	1

Hydronic Expansion Tank

- Shell: 16 Gauge Steel
- Stainless Steel Connection : 1/2" MIP
- Max. Pressure : 75 psi
- Max. Temperature : 220°F

Part #	Description	U/M	Qty/ Box
KF-HET-2	Hydronic Expansion Tank, 2.1 Gallon	EA	1
KF-HET-4	Hydronic Expansion Tank, 4.5 Gallon	EA	1

Expansion Tank Mounting Brakets

- Material : Stainless Steel (Support Strap), Galvanized Steel (Mounting Rail)
- Application : 2.1 & 4.5 Gallon Expansion Tank
- Box Contents : 1 Mounting Rail, 1 Support Strap, 1 Extansion Strap for 4.5Gallon
- EASY TO INSTALL *ONESTRAP latch and snap features
- RELIABLE
- QUALITY

Part #	Description	U/M	Qty/ Box
KF-TET-MT	Expansion Tank, Mounting Brakets	EA	1

No Hub Couplings
Cast Iron Soil Pipe Connections

Standard, Heavy Duty, and Reducing No-hub Couplings for all types of pipe connections.

No-Hub Couplings
Cast Iron Soil Pipe Connections

Applications

Provides a fast and easy fit for joining hubless cast iron soil pipes and fittings in drain waste and vent applications.

Benefits

- Soft Rubber Gaskets that Mold to the Pipes
- Water Tight Seal
- Low Expansion and Contraction
- Resistance to Vibrations

Certifications & Approvals

- UPC
- CSA
- NSF
- Conforms to CISPI 310, ASTM C1277 (Super Shield ASTM C1540)

CISPI 310

Materials

Clamp	SS 304 AISI Stainless Steel
Housing	SS 304 AISI Stainless Steel
Screw	5/16" Hex, SS 304 Stainless Steel
Shield	Thickness: 0.007" SS 304 AISI Stainless Steel
Gasket	Elastomeric compound conforming to ASTM C564

Technical Specifications

Installation Torque	60 in-lbs (Super Shield 80 in-lbs)

Submittal No-Hub Couplings

Koflex No-Hub Couplings meet CISPI 310-2011 and ASTM C 1277-2012 standards. Couplings consist of a stainless steel shield, clamp assembly and a gasket manufactured from a properly vulcanized virgin compound in which the primary elastomer is polychloroprene conforming to ASTM C 564.

Coupling sizes range 1-1/2" through 15" diameters. The stainless steel shield and clamp assemblies are corrosion resistant.

CISPI 310

Sleeve Test

Test	Physical Tests Min or Max Requirements	ASTM
Tensile Strength	1500 psi min.	D412
Elongation	250 min.	D412
Durometer	70 ± 5 @ 76° F ± 5° F	D2240
Accelerated aging	15% maximum tensile and 20% maximum elongation deterioration, 10 points maximum increase in hardness, all determinations after oven aging for 96 hours at 158°F	D573
Compression Set	25% maximum after 22 hours at 158° F	D395
Oil Immersion	80% maximum volume change after immersion in IRM 903 for 70 hours at 212° F	D471
Ozone Cracking	No visible cracking at 2 times magnification of the gasket after 100 hours exposure in 1.5ppm ozone concentration at 100°F. Testing and inspection to be on gasket which is loop mounted to give approximately 20% elongation of outer surface.	D1149
Tear Resistance	150 lbs. minimum per inch of thickness	D624
Water Absorption	20% maximum by weight after 7 days at 158° F	D471

	Size	Shield Width	No.of Camps	Torque (Inch Pounds)
Standard	1-1/2", 2", 3", 4"	2-1/8"	2	60
	5", 6"	3"	4	60
	8", 10"	4"	4	60
	12", 15"	4"	6	60
Standard NSF	1-1/2", 2", 3", 4"	-	2	60
	5", 6", 8", 10"	-	4	60
Heavy Duty	2", 3", 4"	3"	4	60
	5", 6", 8", 10", 12", 15"	4"	6	60
Super Shielded	1-1/2", 2", 3", 4"	-	4	80
	5", 6", 8", 10"	-	6	80
Reducing	2"×1-1/2", 3"×2", 4"×2", 4"×3"	2-1/8"	2	60

No-Hub Couplings ***Cast Iron Soil Pipe Connections***

CSA INTERNATIONAL

Descriptive and Test Report

MASTER CONTRACT: 219663
REPORT: 1467490
PROJECT: 2260094

Edition 1: September 09, 2003; Project 1467490 - Cleveland
Issued by Steve Tucky; Reviewed by Trevor Perera

Edition 2: September 23, 2008; Project 2078602 - Toronto
Issued by Ramiro Mata; Reviewed by Matthew Tomsic

Edition 3: February 9, 2010; Project 2260094 - Toronto
Issued by Kelly Yaremko; Reviewed by Gabriel Lippa

Contents:
Certificate of Compliance - Page 1
Supplement to Certificate of Compliance – Page 1
Description and Tests – Pages 1 to 3
Figures – 1 to 18

PRODUCTS

CLASS 7021 01 – PIPE AND PIPE FITTINGS- Mechanical Joints (Non-Transitional Type)
CLASS 7021 02 – PIPE AND PIPE FITTINGS- Mechanical Coupling Mechanical joint (MJ) couplings, for use with plain-end cast iron soil pipe and pipe fittings

Same size pipe fittings; 1-1/2, 2, 3, 4, 5, 6, 8, 10 inch. (Corrugated Shield)
Reduced size pipe fittings; 2 x 1-1/2, 3 x 2, 4 x 3, 4 x 2 inch. (Corrugated Shield)

APPLICABLE REQUIREMENTS

CSA Standard CSA-B70-02 Cast Iron Soil Pipe, Fittings, and Means of Joining
CSA Standard CSA-B602-05 Mechanical Couplings for Drain, Waste, and Vent Pipe and Sewer Pipe

MARKINGS

The following permanent marking appears on the products in an acceptable manner.

Certification Marking: CSA Monogram. on rubber gasket and shield.

The test report shall not be reproduced, except in full, without the approval of CSA International.

178 Rexdale Boulevard, Toronto, ON, Canada M9W 1R3
Telephone: 416.747.4000 1.800.463.6727 Fax: 416.747.4149 www.csa-international.org

No-Hub Coupling | Standard

- Clamp / Housing : SS 304 Stainless Steel
- Screw : SS 304 Stainless Steel

CISPI 310

Part #	Description	U/M	Qty/ Box
KF-NHC-112	1-1/2" No-Hub Coupling, 2 Bands	EA	**100**
KF-NHC-200	2" No-Hub Coupling, 2 Bands	EA	**100**
KF-NHC-300	3" No-Hub Coupling, 2 Bands	EA	**100**
KF-NHC-400	4" No-Hub Coupling, 2 Bands	EA	**100**
KF-NHC-500	5" No-Hub Coupling, 4 Bands	EA	**30**
KF-NHC-600	6" No-Hub Coupling, 4 Bands	EA	**30**
KF-NHC-800	8" No-Hub Coupling, 4 Bands	EA	**15**
KF-NHC-1000	10" No-Hub Coupling, 4 Bands	EA	**12**
KF-NHC-1200	12" No-Hub Coupling, 6 Bands	EA	**8**
KF-NHC-1500	15" No-Hub Coupling, 6 Bands	EA	**4**

No-Hub Coupling | Reducing

- Clamp / Housing : SS 304 Stainless Steel
- Screw : SS 304 Stainless Steel

CISPI 310

Part #	Description	U/M	Qty/ Box
KF-NHC-R2112	2"×1-1/2" Reducing No-Hub Coupling, 2 Bands	EA	**100**
KF-NHC-R3200	3"×2" Reducing No-Hub Coupling, 2 Bands	EA	**100**
KF-NHC-R4200	4"×3" Reducing No-Hub Coupling, 2 Bands	EA	**100**
KF-NHC-R4300	4"×3"Reducing No-Hub Coupling, 2 Bands	EA	**100**

No-Hub Coupling | Heavy Duty

- Clamp / Housing : SS 304 Stainless Steel
- Screw : SS 304 Stainless Steel
- Shield : 0.007" SS 304 Stainless Steel

ASTM 1540

Part #	Description	U/M	Qty/ Box
KF-NHC-200HD	2" Heavy Duty No-Hub Coupling, 4 Bands	EA	**75**
KF-NHC-300HD	3" Heavy Duty No-Hub Coupling, 4 Bands	EA	**48**
KF-NHC-400HD	4" Heavy Duty No-Hub Coupling, 4 Bands	EA	**48**
KF-NHC-500HD	5" Heavy Duty No-Hub Coupling, 6 Bands	EA	**15**
KF-NHC-600HD	6" Heavy Duty No-Hub Coupling, 6 Bands	EA	**15**
KF-NHC-800HD	8" Heavy Duty No-Hub Coupling, 6 Bands	EA	**15**
KF-NHC-1000HD	10" Heavy Duty No-Hub Coupling, 6 Bands	EA	**12**
KF-NHC-1200HD	12" Heavy Duty No-Hub Coupling, 6 Bands	EA	**8**
KF-NHC-1500HD	15" Heavy Duty No-Hub Coupling, 6 Bands	EA	**4**

No-Hub Couplings ***Cast Iron Soil Pipe Connections***

No-Hub Coupling | NSF

- Clamp/ Housing : SS 304 Stainless Steel
- Screw : SS 304 Stainless Steel
- Shield : 0.007" SS 304 Stainless Steel

CISPI 310

Part #	Description	U/M	Qty/ Box
KF-NHC-112N	1-1/2" No-Hub Coupling, 2 Bands, NSF	EA	**100**
KF-NHC-200N	2" No-Hub Coupling, 2 Bands, NSF	EA	**100**
KF-NHC-300N	3" No-Hub Coupling, 2 Bands, NSF	EA	**100**
KF-NHC-400N	4" No-Hub Coupling, 2 Bands, NSF	EA	**100**
KF-NHC-500N	5" No-Hub Coupling, 4 Bands, NSF	EA	**30**
KF-NHC-600N	6" No-Hub Coupling, 4 Bands, NSF	EA	**30**
KF-NHC-800N	8" No-Hub Coupling, 4 Bands, NSF	EA	**15**
KF-NHC-1000N	10" No-Hub Coupling, 4 Bands, NSF	EA	**12**

No-Hub Coupling | Super Shielded

- Clamp/ Housing : SS 304 Stainless Steel
- Screw : SS 304 Stainless Steel
- Shield : 0.007" SS 304 Stainless Steel

Part #	Description	U/M	Qty/ Box
KF-NHC-112SS	1-1/2" No-Hub Coupling, 4 Bands, 3/8" HEX-Head	EA	**75**
KF-NHC-200SS	2" No-Hub Coupling, 4 Bands, 3/8" HEX-Head	EA	**75**
KF-NHC-300SS	3" No-Hub Coupling, 4 Bands, 3/8" HEX-Head	EA	**48**
KF-NHC-400SS	4" No-Hub Coupling, 4 Bands, 3/8" HEX-Head	EA	**48**
KF-NHC-500SS	5" No-Hub Coupling, 6 Bands, 3/8" HEX-Head	EA	**15**
KF-NHC-600SS	6" No-Hub Coupling, 6 Bands, 3/8" HEX-Head	EA	**15**
KF-NHC-800SS	8" No-Hub Coupling, 6 Bands, 3/8" HEX-Head	EA	**15**
KF-NHC-1000SS	10" No-Hub Coupling, 6 Bands, 3/8" HEX-Head	EA	**10**

Flexible Couplings
Cast Iron & Plastic Pipe

Standard, Reducing, and Shielded Couplings for underground sewage, drain, waste, and vent piping applications.

Flexible Couplings
Cast Iron & Plastic Pipe

Applications

Provides a fast and easy fit for joining cast iron and/or plastic pipes and fittings in underground drain waste and vent applications.

Benefits

- Soft Rubber Gaskets Connect Pipes Easily
- Water Tight Seal
- Low Expansion and Contraction
- Resistance to Vibrations, Chemicals, and Fungus
- Rust and Corrosion Proof Stainless Steel Clamps

Certifications & Approvals

- UPC
- CSA
- Conforms to ASTM C1173,D5926 & IAPMO 4933

Materials

Band/Clamp	Stainless Steel 300 Series
Housing	Stainless Steel 300 Series
Screw	5/16" Hex, Stainless Steel 305 and/or 304L
Shield/Rivet	Stainless Steel 300 Series
Gasket	Elastomeric PVC (ASTM D5926,C1173)

Technical Specifications

Installation Torque	60 in-lbs

Flexible Couplings | Standard & Reducing

- Clamp / Band / Housing : Stainless Steel 300 Series
- Screw : 5/16" Hex, Stainless Steel 305 and/or 304L

Part #	Description	U/M	Qty/ Box
KF-FCP-112	1-1/2" Flexible Coupling, 2 Bands	EA	50
KF-FCP-114	1-1/4" Flexible Coupling, 2 Bands	EA	50
KF-FCP-200	2" Flexible Coupling, 2 Bands	EA	50
KF-FCP-300	3" Flexible Coupling, 2 Bands	EA	30
KF-FCP-400	4" Flexible Coupling, 2 Bands	EA	30
KF-FCP-600	6" Flexible Coupling, 2 Bands	EA	12
KF-FCP-R112114	1-1/2" to 1-1/4" Reducing Flexible Coupling, 2 Bands	EA	50
KF-FCP-R200112	2" to 1-1/2" Reducing Flexible Coupling, 2 Bands	EA	50
KF-FCP-R300112	3" to 1-1/2" Reducing Flexible Coupling, 2 Bands	EA	30
KF-FCP-R300200	3" to 2" Reducing Flexible Coupling, 2 Bands	EA	30
KF-FCP-R400300	4" to 3" Reducing Flexible Coupling, 2 Bands	EA	30
KF-FCP-R600400	6" to 4" Reducing Flexible Coupling, 2 Bands	EA	12

Part #	Description	U/M	Qty/ Box
KF-FCP-112SS	1-1/2" Shielded Flexible Coupling, 2 Bands	EA	50
KF-FCP-114SS	1-1/4" Shielded Flexible Coupling, 2 Bands	EA	50
KF-FCP-200SS	2" Shielded Flexible Coupling, 2 Bands	EA	50
KF-FCP-300SS	3" Shielded Flexible Coupling, 2 Bands	EA	30
KF-FCP-400SS	4" Shielded Flexible Coupling, 2 Bands	EA	30

Commercial
Flexible Fire Sprinkler Drops

The best solution for renovations and new construction.

Commercial
Flexible Fire Sprinkler Drops

Features & Materials

Lengths Available	Unbraided	28", 40", 48", 60", 67"
	Braided	24", 36", 48", 60", 72"
Outlet	1/2", 3/4"(Straight or 90˚ Elbow)	
Types	Unbraided	Braided
Hose Type	Stainless Steel 304	
Nut & Nipple	Zinc-Plated Steel	
Sealing Gasket / Isolation Ring	EPDM / NYLON	

UNBRAIDED HOSE

BRAIDED HOSE

Certifications

- UL
- FM

c UL us LISTED

FM APPROVED

VdS

Commercial ***Flexible Fire Sprinkler Drops***

Braided Flexible Hose (Standard: Nominal ID 1")

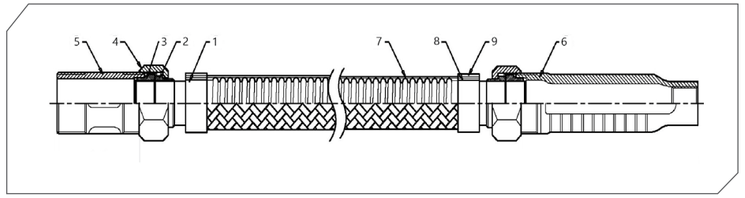

1. Tube
2. Isolation Ring
3. Sealing Gasket
4. Nut
5. Nipple (1")
6. Reducer
7. Braid
8. Press Ring (Inner)
9. Press Ring (Outer)

Specifications

Max.Temp.	225°F	
Max.Pressure.	175 psi	
Min. Bend Radius	4"	
K-Factors	1/2" Outlet	5.6
	3/4" Outlet	8.0

*DO NOT bend within 2.52" from the connection nuts

Size & Length

Outlet	1/2", 3/4"
Inlet	1" NPT
Length	24", 36", 48", 60", 72"

Friction Loss Data

KFB Series Braided Hose /TBS Bracket Systems

Lengths (in.)	Outlet Connection	Maximum Number of 90˚ Bends	Equivalent Length of 1in. Schedule 40 Pipe, ft.
24"	1/2"	1	18
	3/4"	1	18
36"	1/2"	2	31
	3/4"	2	34
48"	1/2"	3	48
	3/4"	3	51
60"	1/2"	4	60
	3/4"	4	65
72"	1/2"	4	71
	3/4"	4	72

* UL: 4" minimum bend radius, where C=120

Braided

• Materials : Stainless Steel 304

Part #	Description	U/M	Qty/ Box
KFB 224	1/2" FIP x 1" MIP	EA	20
KFB 324	3/4" FIP x 1" MIP	EA	20
KFB 236	1/2" FIP x 1" MIP	EA	20
KFB 336	3/4" FIP x 1" MIP	EA	20
KFB 248	1/2" FIP x 1" MIP	EA	10
KFB 348	3/4" FIP x 1" MIP	EA	10
KFB 260	1/2" FIP x 1" MIP	EA	10
KFB 360	3/4" FIP x 1" MIP	EA	10
KFB 272	1/2" FIP x 1" MIP	EA	10
KFB 372	3/4" FIP x 1" MIP	EA	10

Commercial ***Flexible Fire Sprinkler Drops***

Braided Flexible Hose (Standard: Nominal ID 1")

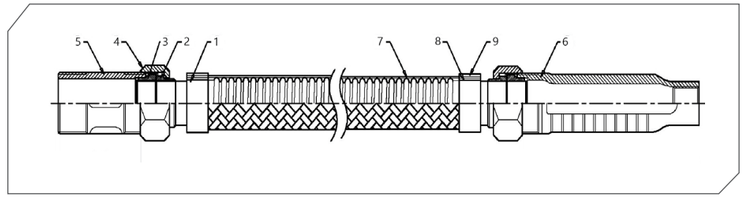

1. Tube
2. Isolation Ring
3. Sealing Gasket
4. Nut
5. Nipple (1")
6. Reducer
7. Braid
8. Press Ring (Inner)
9. Press Ring (Outer)

Specifications

Max.Temp.	225°F	
Max.Pressure.	175 psi	
Min. Bend Radius	8"	
K-Factors	1/2" Outlet	5.6
	3/4" Outlet	8.0

*DO NOT bend within 2.52" from the connection nuts

Size & Length

Outlet	1/2", 3/4"
Inlet	1" NPT
Length	24", 36", 48", 60", 72"

Friction Loss Data

KFB Series Braided Hose / OGSB,TBS Bracket Systems

Lengths (in)	Outlet Connection	Maximum Number of 90° Bends	Equivalent Length of 1 in. Schedule 40 Pipe, ft. (with straight outlet)	Equivalent Length of 1in. Schedule 40 Pipe, ft. (with 90° outlet)
24"	1/2"	1	27.0	28.4
	3/4"	1	18.6	19.7
36"	1/2"	1	37.4	38.8
	3/4"	1	30.4	30.9
48"	1/2"	1	54.9	57.1
	3/4"	1	48.3	50.4
60"	1/2"	1	72.5	75.4
	3/4"	1	66.2	69.9
72"	1/2"	1	90.5	90.9
	3/4"	1	83.0	84.5

FM : 8" minimum bend radius, where C=120

Braided

• Materials : Stainless Steel 304

Part #	Description	U/M	Qty/ Box
KFB 224	1/2" FIP x 1" MIP	EA	20
KFB 324	3/4" FIP x 1" MIP	EA	20
KFB 236	1/2" FIP x 1" MIP	EA	20
KFB 336	3/4" FIP x 1" MIP	EA	20
KFB 248	1/2" FIP x 1" MIP	EA	10
KFB 348	3/4" FIP x 1" MIP	EA	10
KFB 260	1/2" FIP x 1" MIP	EA	10
KFB 360	3/4" FIP x 1" MIP	EA	10
KFB 272	1/2" FIP x 1" MIP	EA	10
KFB 372	3/4" FIP x 1" MIP	EA	10

Commercial ***Flexible Fire Sprinkler Drops***

Braided Flexible Hose (Ultra Performance: ID 1-1/4")

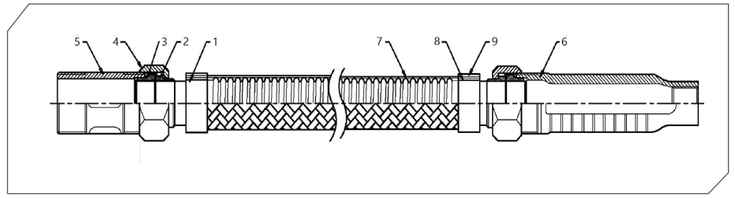

1. Tube
2. Isolation Ring
3. Sealing Gasket
4. Nut
5. Nipple (1")
6. Reducer
7. Braid
8. Press Ring (Inner)
9. Press Ring (Outer)

Specifications

Max.Temp.	300°F	
Max. Pressure	300 psi	
Min. Bend Radius*	2.5"	
Max. Allowable K-Factors	1/2" Outlet	8.0
	3/4" Outlet	14.0

*DO NOT bend within 2.52" from the connection nuts

Size & Length

Outlet	1/2", 3/4"
Inlet	1" NPT
Length	24", 36", 48", 60", 72"

Friction Loss Data

KFB UP Series Braided Hose / OGSB,TBSL Bracket Systems

Lengths (in)	Outlet Connection	K-Factor	Maximum Number of 90˚ Bends	Equivalent Length of 1in. Schedule 40 Pipe, ft.
24"	1/2"	5.6	2	3
	3/4"	8.0	2	10
36"	1/2"	5.6	5	12
	3/4"	8.0	5	22
48"	1/2"	5.6	8	19
	3/4"	8.0	8	34
60"	1/2"	5.6	10	26
	3/4"	8.0	10	40
72"	1/2"	5.6	12	37
	3/4"	8.0	12	46

UL : 2.5" minimum bend radius, where C=120

Braided

• Materials : Stainless Steel 304

Part #	Description	U/M	Qty/ Box
KFB 224UP	1/2" FIP x 1" MIP	EA	20
KFB 324UP	3/4" FIP x 1" MIP	EA	20
KFB 236UP	1/2" FIP x 1" MIP	EA	20
KFB 336UP	3/4" FIP x 1" MIP	EA	20
KFB 248UP	1/2" FIP x 1" MIP	EA	10
KFB 348UP	3/4" FIP x 1" MIP	EA	10
KFB 260UP	1/2" FIP x 1" MIP	EA	10
KFB 360UP	3/4" FIP x 1" MIP	EA	10
KFB 272UP	1/2" FIP x 1" MIP	EA	10
KFB 372UP	3/4" FIP x 1" MIP	EA	10

Commercial ***Flexible Fire Sprinkler Drops***

Braided Flexible Hose (Ultra Performance: ID 1-1/4")

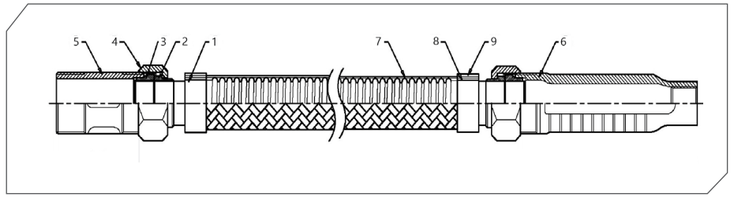

1. Tube
2. Isolation Ring
3. Sealing Gasket
4. Nut
5. Nipple (1")
6. Reducer
7. Braid
8. Press Ring (Inner)
9. Press Ring (Outer)

Specifications

Max.Temp.	225°F	
Max. Pressure	225 psi	
Min. Bend Radius	6.5"	
K-Factors	1/2" Outlet	5.6 / 8.0
	3/4" Outlet	8.0 / 14.0

*DO NOT bend within 2.52" from the connection nuts

Size & Length

Outlet	1/2", 3/4"
Inlet	1" NPT or 1-1/4" Grooved
Length	24", 36", 48", 60", 72"

Friction Loss Data

KFB UP Series Braided Hose / OGSB,TBS Bracket Systems

Lengths (in)	Outlet Connection	K-Factor	Maximum Number of 90˚ Bends	Equivalent Length of 1in. Schedule 40 Pipe, ft.
24"	1/2"	5.6 / 8.0	1	2.1 / 3.6
	3/4"	8.0 / 14.0	1	3.6 / 3.8
36"	1/2"	5.6 / 8.0	2	4.5 / 5.1
	3/4"	8.0 / 14.0	2	6 / 6
48"	1/2"	5.6 / 8.0	3	6.9 / 6.6
	3/4"	8.0 / 14.0	3	8.4 / 8.3
60"	1/2"	5.6 / 8.0	4	9.4 / 8.1
	3/4"	8.0 / 14.0	4	10.9 / 10.6
72"	1/2"	5.6 / 8.0	4	11.9 / 9.7
	3/4"	8.0 / 14.0	4	13.4 / 12.9

FM : 6.5" minimum bend radius, where C=120

Braided

• Materials : Stainless Steel 304

Part #	Description	U/M	Qty/ Box
KFB 224UP	1/2" FIP x 1" MIP	EA	20
KFB 324UP	3/4" FIP x 1" MIP	EA	20
KFB 236UP	1/2" FIP x 1" MIP	EA	20
KFB 336UP	3/4" FIP x 1" MIP	EA	20
KFB 248UP	1/2" FIP x 1" MIP	EA	10
KFB 348UP	3/4" FIP x 1" MIP	EA	10
KFB 260UP	1/2" FIP x 1" MIP	EA	10
KFB 360UP	3/4" FIP x 1" MIP	EA	10
KFB 272UP	1/2" FIP x 1" MIP	EA	10
KFB 372UP	3/4" FIP x 1" MIP	EA	10

Commercial ***Flexible Fire Sprinkler Drops***

Unbraided Flexible Hose

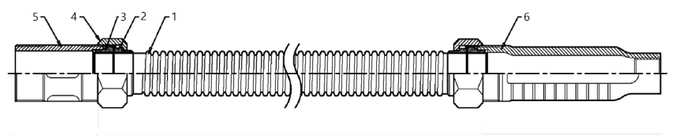

1. Tube
2. Isolation Ring
3. Sealing Gasket
4. Nut
5. Nipple (1")
6. Reducer

Specifications

Max. Temp.	150°F	
Max.Pressure.	203 psi	
Min. Bend Radius	4"	
K-Factors	1/2" Outlet	5.6
	3/4" Outlet	8.0

Size & Length

Outlet	1/2", 3/4"
Inlet	1" NPT
Length	28", 40", 48", 60", 67"

Friction Loss Data

KFU Series Unbraided Hose /TBSS

Lengths (in.)	Outlet Connection	Maximum Number of 90˚ Bends	Equivalent Length of 1in. Schedule 40 Pipe, ft.
28"	1/2"	2	23
	3/4"	2	28
40"	1/2"	3	39
	3/4"	3	40
48"	1/2"	3	48
	3/4"	3	51
60"	1/2"	4	60
	3/4"	4	65
67"	1/2"	4	68
	3/4"	4	70

* UL: 4" Minimum bend radius, where C=120

Unbraided

• Materials : Stainless Steel 304

Part #	Description	U/M	Qty/ Box
KFU 228	1/2" FIP x 1" MIP	EA	20
KFU 328	3/4" FIP x 1" MIP	EA	20
KFU 240	1/2" FIP x 1" MIP	EA	20
KFU 340	3/4" FIP x 1" MIP	EA	20
KFU 248	1/2" FIP x 1" MIP	EA	10
KFU348	3/4" FIP x 1" MIP	EA	10
KFU 260	1/2" FIP x 1" MIP	EA	10
KFU 360	3/4" FIP x 1" MIP	EA	10
KFU 272	1/2" FIP x 1" MIP	EA	10
KFU 372	3/4" FIP x 1" MIP	EA	10

Commercial ***Flexible Fire Sprinkler Drops***

Unbraided Flexible Hose

Image	Part #	Description	Part #	Description
	KFU 228	1/2"x28" Unbraided Hose	KFU 328	3/4"x28" Unbraided Hose
	KFU 240	1/2"x40" Unbraided Hose	KFU 340	3/4"x40" Unbraided Hose
	KFU 248	1/2"x48" Unbraided Hose	KFU 348	3/4"x48" Unbraided Hose
	KFU 260	1/2"x60" Unbraided Hose	KFU 360	3/4"x60" Unbraided Hose
	KFU 267	1/2"x67" Unbraided Hose	KFU 367	3/4"x67" Unbraided Hose

Braided Flexible Hose

Image	Part #	Description	Part #	Description
	KFB 224	1/2"x24" Braided Hose	KFB 324	3/4"x24" Braided Hose
	KFB 236	1/2"x36" Braided Hose	KFB 336	3/4"x36" Braided Hose
	KFB 248	1/2"x48" Braided Hose	KFB 348	3/4"x48" Braided Hose
	KFB 260	1/2"x60" Braided Hose	KFB 360	3/4"x60" Braided Hose
	KFB 272	1/2"x72" Braided Hose	KFB 372	3/4"x72" Braided Hose

Braided Flexible Hose (Ultra Performance)

Image	Part #	Description	Part #	Description
	KFB 224 UP	1/2"x24" Braided Hose	KFB 324 UP	3/4"x24" Braided Hose
	KFB 236 UP	1/2"x36" Braided Hose	KFB 336 UP	3/4"x36" Braided Hose
	KFB 248 UP	1/2"x48" Braided Hose	KFB 348 UP	3/4"x48" Braided Hose
	KFB 260 UP	1/2"x60" Braided Hose	KFB 360 UP	3/4"x60" Braided Hose
	KFB 272 UP	1/2"x72" Braided Hose	KFB 372 UP	3/4"x72" Braided Hose

Commercial ***Flexible Fire Sprinkler Drops***

Parts for Unbraided and Braided Hoses (Standard, High Performance, Ultra Performance)

Reducers and Nipples

Image	Part #	Description
	RDL 12	Reducer 1/2" × 6" TXT (MXF)
	RDL 34	Reducer 3/4" × 6"TXT (MXF)
	LRDS 12 or 34 LRDL 12 or 34	Elbow Reducer Short Elbow Reducer Long

Image	Part #	Description
	RD 127 or 347	7" Reducer
	RD 128 or 348	8" Reducer
	RD 129 or 349	9" Reducer
	NP 1	Nipple 1" × 2-3/8"
	SQ25	25" Stock Bar
	SQ50	50" Stock Bar

Commercial ***Flexible Fire Sprinkler Drops***

Category	Image	Part#		Description		
Center Bracket		SSBF		Snap Clamp Center Bracket For Stock Bar		
		SSB		Snap Clamp Center Bracket For Stock Bar		
		OSSB		Open Gate Snap Center Bracket For Stock Bar		
		OSSBW		Open Gate Snap Side Wall Bracket For Stock Bar		
		OSSBJ		Open Gate Bracket With Mounting Threaded Rod		
Side Bracket		T-BAR	TBSS	Height	66mm	Snap-on Bar End Bracket For recessed
			TBSR		98mm	
			TBS		120mm	Snap-on T-Bar End Bracket For concealed
			TBSL		140mm	
		HCB		Hat Furring Channel End Bracket		
		HCBL		Hat Furring Channel End Bracket		
		MSB		Metal Stud End Bracket		
		WSB		Wood Beam Stud End Bracket		
		WMSB		Wood Beam Stud & Metal Stud End Bracket		
Pre assembled		OGSB-02	Open Gate Snap System Bracket	Pre-assembled 24" or 48"		
		OTBSS-PA	OSSB*1 +TBSS*2			
		OTBSR-PA	OSSB*1 +TBSR*2			
		OTBSL-PA	OSSB*1 +TBSL*2			
		OWMSB-PA	OSSB*1 +WMSB*2			
		OHCB-PA	OSSB*1 + HCB*2			

Image	Part #	Description
	GR	EPDM Gasket
	GR-UP	Heat Resistant Silicon Gasket

Image	Part#	Description
	PR	NYLON Isolation Ring



Flexible Fire Sprinkler Drops for ***Industrial Ducts & Cleanroom Ceilings***

Flexible Fire Sprinkler Drops for ***Industrial Ducts / Cleanrooms***

Applications

Industrial Ducts
Round or Square Ducts
Cleanrooms
Specially Designed Ceilings

Materials

Tube & Nipples	Stainless Steel 304	
Flange	ABS (Duct)	Stainless Steel 304 (cleanroom)
O-ring	EPDM	No O-Ring

Specifications

Max. Pressure	175 psig	
Max. Temperature.	225°F	
Min. Bend Radius	8"	
K-Factor	1/2" Outlet	5.6

Features

Size	1/2″ Outlet, 1″ Inlet
Length	30", 47", 67"
Type	Braided

Certification

- FM

FM APPROVED

Ducts

Cleanroom Ceilings

Flexible Sprinkler Drops for ***Industrial Ducts***

Round Duct Applicaton

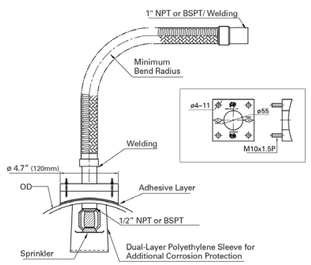

Square Duct Applicaton

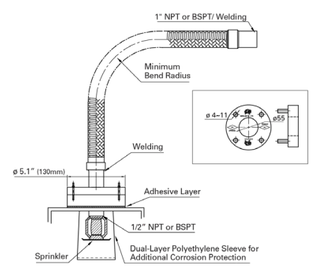

Round Duct Application	Square Duct Application
KFDS-01A ~ 03A	KFDC-01A ~ 03A

- Applicable for round and square ducts
- Pre-installed double layer polybag protects the life of the sprinkler head.

Model Numbers and Friction Loss Data

Model#	Length	Outlet	Max. # of 90˚ Bend	Equivalent Length of 1" Sch. 40 pipe in ft.
KFDC/ KFDS-01A	30"	1/2"	1	18.8
KFDC/ KFDS-02A	47"	1/2"	2	29.2
KFDC/ KFDS-03A	67"	1/2"	3	38.3

- Data on maximum number of bends was provided as a test parameter by Koflex and FM used maximum of 4 bends for their tests.

Polybag	Mounting Flange For Square Duct (ABS)	Mounting Flange for Round Duct (ABS)

Mounting Flange For Square Duct (STS)

Flexible Sprinkler Drops for ***Cleanrooms***

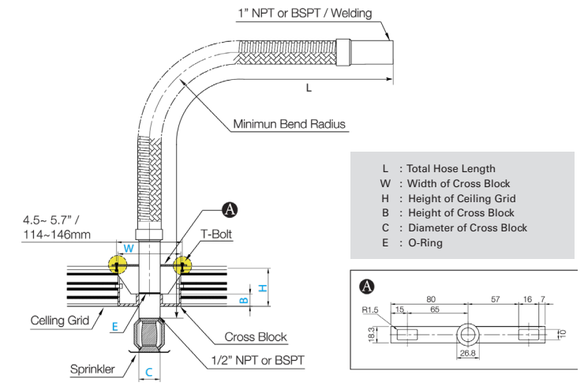

Sprinkler and escutcheon plate are not included
KFSPC-01A ~ 03A

Benefits

- Ready to install out of the box
- Accelerates cleanroom installation and certification
- Allows quick and easy relocations
- Dissipates any vibration even during seismic activities

Model Numbers and Friction Loss Data

Model#	Length	Outlet size	Max.# of 90˚ Bends	Equivalent Length of 1" Sch. 40 pipe in ft.
KFSPC-01A	30"	1/2"	1	18.8
KFSPC-02A	47"	1/2"	2	29.2
KFSPC-03A	67"	1/2"	3	38.3

- Data on maximum number of bends was provided as a test parameter by Koflex. FM used a maximum of 4 bends for their test.

TERMS AND CONDITIONS

ACCEPTANCE

Buyers expressly agree to terms and conditions when submitting a purchase order.

PAYMENT TERMS

Prices are F.O.B Koflex distribution center and are subject to change at Koflex's discretion. Our terms are 1% or 2% discount (as determined by product line) applied with payment within 10 days of receipt of goods and full payment of purchase price and other charges is due within thirty (30) days after invoice date*. Orders must be in box quantity, minimum of $300. Broken boxes or orders below the minimum amount will incur a $20 handling fee. If full payment is not received by the applicable due date, Buyer will incur a monthly late charge equal to 1.5% of all outstanding amounts in addition to other related collection or legal fees. Buyer shall be responsible for the payment of all taxes, duties, customs and other fees of any nature imposed to this transaction.
*Terms for qualified credit-approved buyers only.

CREDIT APPROVAL

All orders are subject to approval of Buyer's credit. If Buyer's credit is not approved by Koflex prior to shipment of the Products, Koflex may require different terms of payment from those specified in this document, including, but not limited to, requiring first three orders to be C.O.D. or full payment before shipment, requiring Buyer to pay Koflex C.O.D or to return the products to Koflex at Buyer's expense.

ORDERS

All orders are subject to acceptance by Koflex and cannot be cancelled once accepted. No orders can be amended except with Koflex written approval, and upon terms except Koflex against any losses including loss of profit on additional costs resulting there from.

DELIVERY

Koflex shall ship the Products to the location designated by Buyer via commercial carrier or private delivery at the date provide by Buyer in purchase order or earliest available shipment date, by most economical means. Koflex will notify Buyer of changes or delays in shipping when information becomes available. Changes in the shipping schedule by Buyer may, at Koflex's discretion, result in an increase in the freight costs.

WARRANTY

All Products sold by Koflex are warranted to be free from defects in material and workmanship to the extent, in the manner and during the period provided in the applicable express warranty extended to Koflex by the manufacture of such Products and to the extent Koflex is able to enforce such manufacturer's warranty. Warranty varies dependent upon product line. Please see product line warranty information for specific information.

TERMS AND CONDITIONS

RETURNS AND CLAIMS

All claims for Products damaged and or lost during shipping must be made within seven (7) days after receipt to Koflex or, if a common carrier is used, made to the common carrier within their specified claims period. Buyer will report to Koflex exactly how the Products were damaged and request a Return Authorization Number to return the damaged Products to Koflex. After Koflex has inspected the damaged Products, Koflex may replace the damaged Products at no cost to the Buyer, or issue a credit memo to the Buyer's account, or may disallow Buyer's claim, or may refer claim to the common carrier, if used. When the product is damaged in shipment, the Buyer is responsible for recovering any and all damages from the common carrier.

No returns will be accepted without our Return Authorization Number and there will be a 15% restocking fee. Buyer is responsible for all shipping and freight charges for returning products to Koflex. In the first fifteen (15) days after a purchase, the Buyer may return the Products for full account credit and or exchange for products of the same price or greater. Buyer must tell Koflex the specific reason(s) why they want to return the item. Koflex may, at its discretion, not accept non-damaged Products for credit to the Buyer's account. All non-damaged Product(s) must be in resalable condition. After Koflex confirms that the non-damaged Products are resalable, Koflex will credit the Buyer's account.

NON-CONFORMING PRODUCTS

Buyer shall notify Koflex within writing seven (7) days after delivery of any deficiencies or shortages; otherwise all such claims shall be deemed waived by Buyer. The use or resale by Buyer of any Products claimed to be non-conforming or deficient shall constitute acceptance of such items by Buyer. Buyer shall have no right to withhold payment of the purchase price or to adjust the amount of the purchase price because of such claims; the sole remedy shall be the replacement or repair by Koflex, at Koflex's option, of non-conforming or deficient items in accordance with the Disclaimer and Limited Warranty below.

CONFIDENTIALITY

Buyer and its directors, officers, employees and agents shall not disclose to any third party any information pertaining to the goods provided or services performed hereunder, or pertaining to Koflex's business or operations which obtains or has access to in connection herewith, without the prior written consent of Koflex.

NO WAIVER OF DEFAULTS

No failure by Koflex to enforce at any time any of the terms or conditions of this agreement shall constitute a waiver thereof or in any way impair Koflex's right at any time to avail itself of such remedies as it may have to enforce such terms or conditions. No waiver by Koflex hereunder will be effective unless in writing and signed by Koflex.

RETURNS AND CLAIMS

All claims for Products damaged and or lost during shipping must be made within seven (7) days after receipt to Koflex or, if a common carrier is used, made to the common carrier within their specified claims period. Buyer will report to Koflex exactly how the Products were damaged and request a Return Authorization Number to return the damaged Products to Koflex. After Koflex has inspected the damaged Products, Koflex may replace the damaged Products at no cost to the Buyer, or issue a credit memo to the Buyer's account, or may disallow Buyer's claim, or may refer claim to the common carrier, if used. When the product is damaged in shipment, the Buyer is responsible for recovering any and all damages from the common carrier.

No returns will be accepted without our Return Authorization Number and there will be a 15% restocking fee. Buyer is responsible for all shipping and freight charges for returning products to Koflex. In the first fifteen (15) days after a purchase, the Buyer may return the Products for full account credit and or exchange for products of the same price or greater. Buyer must tell Koflex the specific reason(s) why they want to return the item. Koflex may, at its discretion, not accept non-damaged Products for credit to the Buyer's account. All non-damaged Product(s) must be in resalable condition. After Koflex confirms that the non-damaged Products are resalable, Koflex will credit the Buyer's account.

NON-CONFORMING PRODUCTS

Buyer shall notify Koflex within writing seven (7) days after delivery of any deficiencies or shortages; otherwise all such claims shall be deemed waived by Buyer. The use or resale by Buyer of any Products claimed to be non-conforming or deficient shall constitute acceptance of such items by Buyer. Buyer shall have no right to withhold payment of the purchase price or to adjust the amount of the purchase price because of such claims; the sole remedy shall be the replacement or repair by Koflex, at Koflex's option, of non-conforming or deficient items in accordance with the Disclaimer and Limited Warranty below.

CONFIDENTIALITY

Buyer and its directors, officers, employees and agents shall not disclose to any third party any information pertaining to the goods provided or services performed hereunder, or pertaining to Koflex's business or operations which obtains or has access to in connection herewith, without the prior written consent of Koflex.

NO WAIVER OF DEFAULTS

No failure by Koflex to enforce at any time any of the terms or conditions of this agreement shall constitute a waiver thereof or in any way impair Koflex's right at any time to avail itself of such remedies as it may have to enforce such terms or conditions. No waiver by Koflex hereunder will be effective unless in writing and signed by Koflex.

SEVERABILITY

Any provision of this agreement that is unenforceable in any jurisdiction shall be ineffective to the extent of such unenforceability (but shall be enforced to the maximum extent permissible) without invalidating the remaining provisions hereof.

GOVERNING LAW

This agreement shall be governed by the laws of the state from which the Koflex corporate office resides (California), without giving effect to its principles of conflicts of law.

FORCE MAJEURE

Koflex shall not be liable for any breach hereunder, including the failure to deliver or delays in delivery for causes beyond the control of Kolex or Koflex's suppliers or subcontractors, including, but not limited to, unavailability or excessive cost of material, strikes, labor slowdowns and stoppages, labor shortages, lockouts, fires, floods, earthquakes, storms, drought, adverse weather, riots, thefts, accidents, embargoes, war (whether or not declared) or other outbreaks of hostility, civil strike, acts of government, acts of God, acts of the public enemy, machinery breakdowns, delay or unavailability of carriers of suppliers, shortages of labor, and government acts or regulation, order or injunctions, or other reasons, whether similar or dissimilar to the forgoing (together a "Force Majeure Event"). In addition, in the event of a Force Majeure Event (i) the time for Koflex's performance shall be reasonably extended (ii) Koflex and Buyer shall take reasonable steps to adjust all affected dates in the agreement and (iii) an adjustment in the purchase price may be made for the resulting additional costs to Koflex upon proof provided to Buyer.

LIMITED ***WARRANTY***

Subject to the conditions and limitations in this Limited Warranty, Koflex warrants to the real owner as installed by qualified installers, sold by Koflex, under normal conditions of use, gas connectors, water connectors and components will be free from failure caused by manufacturing defects in material and workmanship for the lifetime of the original installation.

For VectorFlex CSST warranty, please visit www.kofulso.co.kr
For VectorFlow CSST products, this limited warranty will be for (1) year from the original date of purchase.
For all gas connectors, this limited warranty will be for two (2) years from the original date of purchase.
For all water connectors, this limited warranty will be for one (1) year from the original date of purchase.
For all no hubs, this limited warranty will be for one (1) year from the original date of purchase.

Under this warranty, you only have a right to reimbursement if the failure or leak resulted from a manufacturing defect in the products covered by this warranty and occurred during the warranty period. You do not have a remedy or right of reimbursement under this warranty and this warranty does not apply if the failure or any resulting damage is caused by:

- Components other than those manufactured or sold by Koflex
- Not designing, installing, inspecting or testing the connector in accordance with Koflex's installation instructions at the time of the installation, applicable code requirements, and good plumbing/ piping/ fitting practices
- Improper handling and protection of the product prior to or during installation, inadequate freeze protection, exposure to pressures or temperatures in excess of the limitations on the tubing or fittings, or application of unauthorized solvents or chemicals
- Acts of nature such as earthquakes, fire, flood, or landslide
- Damage caused by lightning without proper grounding as per NFPA 780, NEC 2005 article 250.70 and clamps complying with UL 467 standards
- Exposure to abnormal environmental conditions relative to the norm for the installation site and outside manufacturer specified pressure and temperature range; including chemical and biological substance exposure
- Freezing during or after the installation or inadequate freeze protection
- Exposure to operating use and or conditions outside those specified by manufacturer

KOFLEX SHALL NOT BE LIABLE FOR CONSEQUENTIAL ECONOMIC LOSS DAMAGES UNDER ANY LEGAL THEORY AND WHETHER ASSERTED BY DIRECT ACTION, FOR CONTRIBUTION OR INDEMNITY OR OTHERWISE. THE ABOVE LIMITED WARRANTY IS IN LIEU OF ALL OTHER WARRANTIES, EXPRESS OR IMPLIED, INCLUDING BUT NOT LIMITED TO, THE IMPLIED WARRANTIES OF MERCHANTABILITY AND FITNESS FOR A PARTICULAR PURPOSE.

Other than this limited warranty, Koflex does not authorize any person or firm to create for it any other obligation or liability in connection with its products.

*Please request and read the full version of Koflex Warranty explanation for more details.

PURCHASE ***ORDER***

Global Pipe Manufacturer
KOFULSO

Date

Customer Acct. # | **E-mail Address**

Bill To | **Ship To**

Phone | **FAX**

P.O.#	Payment Terms	Freight Terms	Ship Via	Ship Date	Salesman/ Buyer
		PPD / COL			

Item #	Qty	Part #	Description	Unit Price	Total
1					
2					
3					
4					
5					
6					
7					
8					
9					
10					
11					
12					
13					
14					
15					

This order is only subject to approval by Koflex. Any part or all is subject to cancellation or delay in delivery due to government regulation or contingencies beyond Koflex's control. All prices subject to change without notice.

PURCHASE ***ORDER***

Global Pipe Manufacturer
KOFULSO

Date

Customer Acct. # | **E-mail Address**

Bill To | **Ship To**

Phone | **FAX**

P.O.#	Payment Terms	Freight Terms	Ship Via	Ship Date	Salesman/ Buyer
		PPD / COL			

Item #	Qty	Part #	Description	Unit Price	Total
1					
2					
3					
4					
5					
6					
7					
8					
9					
10					
11					
12					
13					
14					
15					

This order is only subject to approval by Koflex. Any part or all is subject to cancellation or delay in delivery due to government regulation or contingencies beyond Koflex's control. All prices subject to change without notice.

PURCHASE ***ORDER***

Global Pipe Manufacturer
KOFULSO

Date

Customer Acct. # | **E-mail Address**

Bill To | **Ship To**

Phone | **FAX**

P.O.#	Payment Terms	Freight Terms	Ship Via	Ship Date	Salesman/ Buyer
		PPD / COL			

Item #	Qty	Part #	Description	Unit Price	Total
1					
2					
3					
4					
5					
6					
7					
8					
9					
10					
11					
12					
13					
14					
15					

This order is only subject to approval by Koflex. Any part or all is subject to cancellation or delay in delivery due to government regulation or contingencies beyond Koflex's control. All prices subject to change without notice.

KF-BM-4000

KF-BM-4001

KF-BM-5000

KF-BM-6000

REFRESH YOUR DAY WITH A BARUMI BIDET

Our electric bidet toilet seat is designed to provide comfort and hygiene for you and your family. Bathroom breaks will never be the same with a Barumi electric bidet. Take a look at www.barumiusa.com.

FEATURES AND BENEFITS

How will your bathroom going experience improve with a Barumi bidet? These are just some of the many features and benefits of a Barumi bidet toilet seat.



Stainless-Steel Spray Wand
Barumi's dual nozzle spray wand is made of 100% stainless-steel.



Self-Cleaning Spray Wand
Automatically clean the spray wand with a simple press of a button.



Pulsating and Massaging Water Spray
During the washing cycle, enjoy a pulsating massaging effect.



Adjustable Water Temp. & Pressure
Water temperature and spray pressure has 5 adjustable levels.

Adjustable Dryer Temperature
The dryer has 5 adjustable temperature levels for maximum comfort.

Heated Seat
The heated seat has 5 adjustable temperature levels.